

## Research Article

# Effect of gibberellic acid on growth and flowering attributes of African marigold (*Tagetes erecta*) in inner terai of Nepal

Samjhana Acharya<sup>1\*</sup>, Bijay Ghimire<sup>1</sup>, Suraj Gaihre<sup>1</sup>, Krishna Aryal<sup>1</sup> and Lal Bahadur Chhetri<sup>1</sup>

<sup>1</sup>Institute of Agriculture and Animal Science, Prithu Technical College, Deukhuri, Dang, Nepal

\*Correspondence: [samjhanaacharya37@gail.com](mailto:samjhanaacharya37@gail.com)

\*ORCID: <https://orcid.org/0000-0001-7598-7274>

Received: June 01, 2020; Revised: October 30, 2020;

Accepted: December 15, 2020; Available online: January 01, 2021

© Copyright: Acharya *et al.* (2021).



This work is licensed under a [Creative Commons Attribution-Non Commercial 4.0 International License](https://creativecommons.org/licenses/by-nc/4.0/).

## ABSTRACT

A field experiment was conducted at Bangaun, Lamahi-3, Dang, Nepal to study the effect of GA<sub>3</sub> on growth and flowering attributes of African marigold (*Tagetes erecta*) in Inner Terai of Nepal. The experiment consists of three replications and 8 treatments and laid out in a randomized complete block design- consisting of various concentrations of GA<sub>3</sub> viz. 0ppm, 50ppm, 100ppm, 150ppm, 200ppm, 250ppm, 300ppm, and 350ppm. Kolkata local variety of African marigold was tested. The study revealed that among different concentrations of GA<sub>3</sub>, 300ppm showed the tallest plant height (72.93cm) and the highest basal diameter (1.49cm). Maximum numbers of primary branches (3.11) and the greatest plant spread (32.11cm) were obtained from 250ppm; similarly, maximum numbers of secondary branches (13.80) were recorded in 350ppm. In the case of floral parameters both 100ppm and 350ppm recorded earlier days to 50% flowering (44.00 days each), days for 100% flowering was recorded almost similar in every treatment that sticks around 54 and 55 days, maximum diameter (5.370cm) of flowers were obtained from 50ppm, the greatest fresh weight (6.180g) was recorded in 350ppm, 250ppm showed a maximum number of flower per plant (104.13), similarly, a longer duration of flowering (58 days) was recorded in 300ppm. Among all treatments, the 250ppm level of GA<sub>3</sub> was found to be most suitable in terms of production perspective.

**Keywords:** Concentration, Flowering, GA<sub>3</sub>, Growth, Merigold

**Correct citation:** Acharya, S., Ghimire, B., Gaihre, S., Aryal, K., & Chhetri, L. B. (2021). Effect of gibberellic acid on growth and flowering attributes of African marigold (*Tagetes erecta*) in inner terai of Nepal. *Journal of Agriculture and Natural Resources*, 4(2), 134-147. DOI: <https://doi.org/10.3126/janr.v4i2.33693>

---

## INTRODUCTION

African marigold (*Tagetes erecta*) belonging to the Compositae family is one of the important flower crops grown in Nepal. Marigold is a potential commercial flower with growing demand in the context of Nepal due to its cultural and religious importance (Adhikari *et al.*, 2020). It is the tallest of all the species reaching up to three to four feet in height. Easy culture, wider adaptability, the habit of free flowering, short duration to produce marketable flowers and lucrative returns are the reasons behind its increasing popularity. A wide range of colors, shape, size, and good keeping quality, makes the flower more popular (Kumar *et al.*, 2010). In the South Asian region marigold is used as a loose flower for decorations, preparation of garlands, and also for landscaping, religious, and social purposes (Kumar *et al.*, 2010). Extract of Marigold can be used as a nematicide (Ravindra *et al.*, 2017; Marahatta *et al.*, 2012). Carotenoids extracted from dry petals are used for poultry feeds to improve egg yolk color and

Broiler's skin (Singh, 2014; Singh & Sisodia, 2017). They are also used as a trap crop for controlling different insects like tomato fruit borers. Oil extracted from marigold is used in manufacturing perfumes and insect repellents. Propagation of this flower can be done by using seeds or by softwood cutting. The cutting method is commonly followed for maintaining the purity of varieties.

Plant growth regulators play a significant role in vegetative propagation, inhibition of abscission, prevention of bud dormancy, growth control, and promotion of flowering, prolonging the vase life of flowers, and retarding senescence (Singh *et al.*, 2018). Exogenous foliar application of growth regulator stimulates pollination, fertilization, and seed set to get maximum yield (Dodda goudar *et al.*, 2002). GA3 helps in improving the quality of the flower and is used to overcome the growth limiting factors to harness maximum benefit. It also helps to promote plant growth, an increased number of primary and secondary branches, and also supposed to increase flower quality and maintains uniformity in flower size and number which eventually ensures higher production of flowers. Both higher and lower concentrations of exogenously applied GA3 reduce the vegetative, flowering, and quality parameters as GA3 worked with its full potential up to certain optimum concentration and feedback inhibition occurred beyond such concentrations. Therefore, this study was undertaken with the objective to get a standardized concentration of GA3 on the growth and flowering of African marigold in the Inner Terai of Nepal.

## MATERIALS AND METHODS

### Experimental site

The experiment with the objective to assess the effect of gibberellic acid on growth and flowering attributes of African marigold was conducted in farmers field at Bangaun, Lamahi - 3, Dang which is located in inner terai of Nepal from August 2019 to December 2019. Geographically, it is located at 27°52'12"N latitude and 82°33'16"E longitude at an elevation of 302 masl having humid subtropical climate. The average temperature during the whole experiment was 22.5°C. The soil of the site was slightly alkaline in pH (7.2), high in organic matter (4.5%) and available phosphorus (71 kg/ha) and medium level of total Nitrogen (0.2%) and potassium (218 kg/ha).

### Experimental design and treatment details

The experiment was laid out in a single factorial randomized complete block design with 3 replications and 8 treatments having a total area of 214.5 sq. meter (19.5m x 11m) and that of each plot was 6 sq. meter (2m x 3m). The treatments were randomly allocated by using random number table.

**Table 1- List of treatment used in research**

Treatments	Concentration of GA3 (ppm)
T1	0
T2	50
T3	100
T4	150
T5	200
T6	250
T7	300
T8	350

The spacing between replication was 1m and between plots was 0.5m. There were 5 rows and 5 columns in each plot. Each plot has 25 plants and total plant population in the field was 600 with plant geometry of 60cm x40cm.

### **Experimental material and cultivation practices**

Marigold cuttings of variety Kolkata local were supplied by Floriculture Cooperative Limited Joytinagar, Chitwan and Plant growth hormone called gibberellic acid (GA<sub>3</sub>) was brought from BTC Private Limited Kupondol, Lalitpur. Field was prepared by Primary tillage by disk plough (15 days prior to transplanting) and Secondary tillage by power tiller. Fifteen days old, healthy and uniform marigold cuttings were transplanted on 29<sup>th</sup> August 2019. Irrigation was applied just after transplanting and successively on weekly basis. FYM was applied @ 10 t/ha during primary tillage and N:P: K was applied @ 200:80: 80 kg/ha (FAN, 2016) where Nitrogen was split into two equal doses. Half dose of N and full dose of P, K was applied as basal dose and remaining half dose of N was applied at 20 DAT. Manual weeding and earthing up was performed at 20 and 40 days after transplanting. Pinching was performed at 25 DAT by removing top 3-4 cm of plants. Chemical method of pest control was applied during the experiment for the sake of controlling insect and diseases. Harvesting of flower was done three times at 55, 73 and 93 DAT as flowering in marigold is not synchronizing. It was performed manually by plucking the flower in the morning after dew had been dried up. Harvesting was done when the central whorls of petals were fully open. Irrigating the field, a day before each harvest was mandatorily followed to improve shelf life of cut flower.

### **Formulation and application of GA<sub>3</sub>**

GA<sub>3</sub> hormone available with trade name GIBBERELIC ACID RM9157-1G @ 1 g per glass was in powder form that has been stored to temperature less than 2 degree Celsius. Seven different concentrations viz., 50, 100, 150, 200, 250, 300 and 350ppm of gibberellic acid (GA<sub>3</sub>) were prepared just before their application. GA<sub>3</sub> was weighed with the help of digital weighing balance having capacity of measuring ranges from 0.01g to 500g. For preparing 50ppm of GA<sub>3</sub> solution 0.05g of GA<sub>3</sub> was dissolved in 1 litre of water. With same procedure other solution of different concentration of GA<sub>3</sub> was prepared. Foliar application of GA<sub>3</sub> was done at 25 DAT by using hand atomizer at evening time after pinching. While in control treatment water was sprayed at the same time.

### **Observation recorded**

Observation on vegetative attributes including plant height, number of primary and secondary branches and basal diameter were made. Under phenological parameter days to 50% and 100% flowering and duration of flowering were observed. Similarly, the observed yield parameter was number of flowers per plant, fresh weight of flower and diameter of flower. All observation was made from the 5 randomly selected plants of each plot.

### **Data Management and Analysis**

The collected data were entered, tabulated and processed in Microsoft Excel 2016. Data were analysed through GenStat 18<sup>th</sup> edition statistical package. Means were separated by least significant difference (LSD) test at 1% or 5% level of significance (Gomez & Gomez 1984; Shrestha, 2019) and Duncan's Multiple Range Test (DMRT) at 5% level of significance. Pearson's correlation coefficient and regression equation were run between selected parameters wherever necessary.

## RESULTS AND DISCUSSION

### Growth parameters

#### Plant height

The application of GA<sub>3</sub> significantly ( $P < 0.05$ ) affected the plant height of marigold measured at harvest. Significantly higher plant height was recorded in a higher concentration of GA<sub>3</sub> than control at harvest. Tallest plant (72.93cm) was recorded in flowers applied with 300ppm GA<sub>3</sub> in comparison with those applied with 100ppm GA<sub>3</sub> (62.13cm) and grown in controlled condition (64.77cm) but was at par with the ones applied with 250ppm GA<sub>3</sub> (72.00cm) and 350ppm GA<sub>3</sub> (71.93cm). Thus, it showed that plant height increased with an increase in GA<sub>3</sub> concentrations. An experiment conducted by Sarkar *et al.* (2018) to study the 'response of Pinching and Gibberellic Acid on Growth and Physiological Characteristics of African Marigold' resulted in similar findings. Owing to the fact increased in GA<sub>3</sub> application increased the intermodal length and cell enlargement that increases growth of plants and also increases auxin content which enhanced the apical dominance indirectly. The results obtained were concordance with the findings of Taygi and Kumar (2006), Kumar *et al.* (2010) and Badge *et al.* (2013) in marigold.

#### Plant spread

Level of GA<sub>3</sub> on plant spread was found no significant ( $p > 0.05$ ). However, the highest plant spread (32.11cm) was obtained from plants applied with 250ppm GA<sub>3</sub> whereas as lowest plant spread (26.01cm) was obtained from 200ppm GA<sub>3</sub> treatment. Our findings show increase plant spread with application of GA<sub>3</sub> which was supported by result obtained from (Gautam *et al.*, 2006). This may be resulted due to extension in plant height and increased in main axis count caused by hyper elongation of inter nodal length. Optimum plant spread resulted from increased primary branches which are originated from dormant bud with increase in main axis count. This fluctuation in value of plant spread may be due to external factors such as climatic fluctuation, insects, nutrient conditions in soil and diseases.

#### Basal diameter

The research revealed that basal diameter was insignificant to application of different doses of GA<sub>3</sub>. However, the highest basal diameter (1.49cm) was obtained from 300ppm GA<sub>3</sub> treatment and the lowest (1.257cm) from control. The data showed increased basal diameter on increasing the doses of GA<sub>3</sub> up to 300ppm and decreased beyond this concentration. The result was in conformity with the finding of Khangjarakpam *et al.* (2019) who reported higher doses of GA<sub>3</sub> decreases basal diameter due to inhibitory action of GA<sub>3</sub> on cell division and elongation as GA<sub>3</sub> shows feedback inhibition after optimum concentration.

#### Number of primary branches

The experiment revealed that there was no any significant difference in number of primary branches due to the application of different level of GA<sub>3</sub>. However, highest primary branches (3.133) were obtained in treatment T6 (250ppm GA<sub>3</sub>) and lowest (2.8) in treatment T1 (control). The data presented on table show a little increment in number of primary branches with higher concentration of GA<sub>3</sub>.

The reason behind the insignificant result on number of primary branches may be due to the use of cutting as a planting material. Cell differentiation that directs the formation of primary branches might have already occurred before application of GA<sub>3</sub> in cuttings so it may not have produced significant difference in number of primary branches.

### Number of secondary branches

Numbers of secondary branches per plants were significantly differed with the application of different level of GA<sub>3</sub> solution. Significantly highest number of secondary branches (13.80) was recorded in 350ppm GA<sub>3</sub> which was at par with GA<sub>3</sub> 300ppm (12.97), GA<sub>3</sub> 250ppm (13.67) and GA<sub>3</sub> 150ppm (12.23). Lowest number of secondary branches (10.27) was observed in control treatment.

Thus, from obtained data we can conclude that just a stimulation of GA<sub>3</sub> can able to produce significantly higher number of secondary branches. As an application of GA<sub>3</sub> enhanced cell division and cell enlargement, promotion of protein synthesis and stimulation of branching may be attributed to the removal of apical dominance by the pinching we performed. Results obtained were in accordance with the findings of Singh and Arora (1980) on African marigold; Kumar and Singh (2003) in carnation, Srivastava *et al.* (2002) and Lal and Mishra (1986) in China aster and marigold.

**Table 2. Effect of different doses of GA<sub>3</sub> in growth parameters of marigold in Lamahi-4 Deukhuri, Dang, Nepal (2019)**

Treatments	Plant height (cm)	Plant spread (cm)	Basal diameter (cm)	No. of primary branches	No. of secondary branches
Control	62.13c	27.96ab	1.257	2.800	10.27e
50ppm GA <sub>3</sub>	64.77bc	29.28ab	1.357	2.900	11.87bcde
100ppm GA <sub>3</sub>	68.73ab	26.98ab	1.273	2.933	11.00de
150ppm GA <sub>3</sub>	68.33abc	31.32a	1.320	2.967	12.23abcd
200ppm GA <sub>3</sub>	69.73ab	26.01b	1.340	2.833	11.50cde
250ppm GA <sub>3</sub>	72.00a	32.11a	1.390	3.133	13.67ab
300ppm GA <sub>3</sub>	72.93a	27.88ab	1.493	3.000	12.97abc
350ppm GA <sub>3</sub>	71.93a	27.37ab	1.267	3.067	13.80a
Grand mean	68.82	28.61	1.337	2.954	12.16
CV (%)	5.0	9.3	10.9	8.6	8.2
SEM (±)	2.225	2.168	0.119	0.207	0.817
LSD (0.05)	6.072	4.649	0.2554	0.4459	1.753
F Test	*	0.138	NS	NS	**

*Treatments means followed by the common letter (s) within column are non-significantly different among each other based on DMRT at 5% level of significance. LSD = Least significant difference, NS = Non Significant, \* denotes significant result and CV = Coefficient of variation.*

### Yield and yield attributing characteristics

#### Days to 50% flowering

The research revealed that Days to 50% flowering was insignificant to the application of different doses of GA<sub>3</sub>. Days to 50% flowering was recorded earlier in T3 (100ppm) and T8 (350ppm) as compared to T5 (200ppm). This fluctuation in Days to 50% flowering may be due to external factors such as climatic fluctuation, insects, and diseases.



### **Days to 100% flowering**

Although GA<sub>3</sub> induces earlier flowering in long day plants like in tomato but in case of this experiment there was no any significance difference in days to 100% flowering by the application of different level of GA<sub>3</sub> solution. Every treatment had almost similar days for 100% flowering that stick around 54 and 55 days. This insignificant result on days to 100 % flowering may be due to use of cuttings as a planting material as they are already physiologically capable of giving flower earlier so external application of GA<sub>3</sub> may not be able to make much earlier flowering. An experiment conducted in chrysanthemum by Valeru *et al.* (2018) recorded the minor differences in buttoning and flower opening which might be due to strong influence of pre available short day conditions. As marigold is also a short day plants similar conditions may applied.

### **Diameter of flower**

Experiment revealed that the different levels of GA<sub>3</sub> were not differed significantly in diameter of flower. However highest flower diameter (5.37cm) was obtained in treatment T<sub>2</sub> (50ppm GA<sub>3</sub>) and lowest (4.93cm) was obtained in treatment T<sub>1</sub> (control). The data showed that with application of GA<sub>3</sub> solution, diameter of flower was increased but not in the linear pattern, which was supported by results obtained from Pandey *et al.* (2015). A result obtained was in compliance with the findings of Dalal *et al.* (2009). Dry matter accumulation in plant due to cell division, cell enlargement and protein synthesis caused increment in flower weight. Non - linear increment in the flower diameter with application of different level of GA<sub>3</sub> might be also due to climatic condition, insect pest, disease (blight) and non-uniform nutrient content in the soil.

### **Fresh weight of flower**

Gibberellic acid significantly ( $P < 0.05$ ) affected the fresh weight of flowers at harvest. Significantly greater fresh weight was recorded in a higher concentration of GA<sub>3</sub> than control at harvest. Significantly greater fresh weight was recorded in 350ppm of GA<sub>3</sub> (6.180g) in comparison with GA<sub>3</sub> 50ppm (5.110g) and control treatment (5.190g) but was at par with GA<sub>3</sub> 200ppm (5.707g), 250ppm (5.737g) and 300ppm (5.787g). Thus, it was found that fresh flower weight increased with an increase in GA<sub>3</sub> concentrations. Stimulation of the corolla growth, pollen germination, and pollen tube growth occurred with the GA<sub>3</sub> application which in turn increases weight of flower. Similar results were recorded by Kumar *et al.*, 2010; Ardalani *et al.*, 2014; Kumar and Beniwal, 2017; Tiwari H. 2018; Sarkar D. 2018 in marigold and Holkar P.S. 2018 in Gladiolus.

### **No. of flower**

Levels of gibberellic acid were differed significantly in number of flower per plant of marigold (. Significantly higher number of flowers per plant (104.13) was recorded from treatment 250ppm GA<sub>3</sub> and the lowest (70.6) from treatment control. Our research finding showed plant applied with GA<sub>3</sub> 250 ppm was found to be effective to produce maximum number of flowers per plants. Similar result was observed in experimentation done by Khangjarkpam *et al.*, (2019) in African marigold.

Increased number of flower when treated with 250ppm GA<sub>3</sub> was because this treatment resulted in maximum chlorophyll content and protein content in leaf and had stimulatory role to

decrease the activity of chlorophyllase enzymes thus prevents chlorophyll and protein degradation leading to enhancement of rate of photosynthesis. Under the control of GA<sub>3</sub>, partitioning of photosynthates to reproductive sink occurred which resulted in maximum number of flowers per plant (Morris, 1996).

### Duration of flowering

The research revealed that duration of flower was differed significantly ( $P < 0.05$ ). Significantly longer duration of flowering (58 days) was recorded in 300ppm GA<sub>3</sub> treatment in comparison to shorter duration of flowering (54.67 days) which was recorded in 50ppm but was at par with GA<sub>3</sub> 350ppm (57.67 days) and GA<sub>3</sub> 150ppm (57.00 days).

Maximum duration of flowering with treatment 7 (300ppm GA<sub>3</sub>) was probably due to reduction in juvenile period in the interphase of cell cycle as reduction of S-phase promote the shoot apical meristem to starts producing buds instead of producing leaves and branches. (Khangjarakpam *et al.*, 2019). Similar findings were obtained by Kumar *et al.* (2010) and were also observed by Nair *et al.* (2002) in gerbera.

### Yield per plant

Level of gibberellic acid was differed highly significant in yield of marigold. However highest flower yield per plant (0.5980 kg) was observed in 250ppm GA<sub>3</sub> which was at par with 300ppm GA<sub>3</sub> (0.5847 kg) and 350ppm GA<sub>3</sub> (0.54 kg) and lowest yield per plant (0.3630 kg) was observed in control. The results obtained were in accord with findings of Khangjarakpam *et al.*, (2019) who reported highest flower yield recorded in plants sprayed with GA<sub>3</sub> 250ppm perhaps probably as account of production of flower with increased flower weight and greater diameter. Greater diameter of flower which in turns induced through high number of florets as a result of better nutrition during reproductive phase.

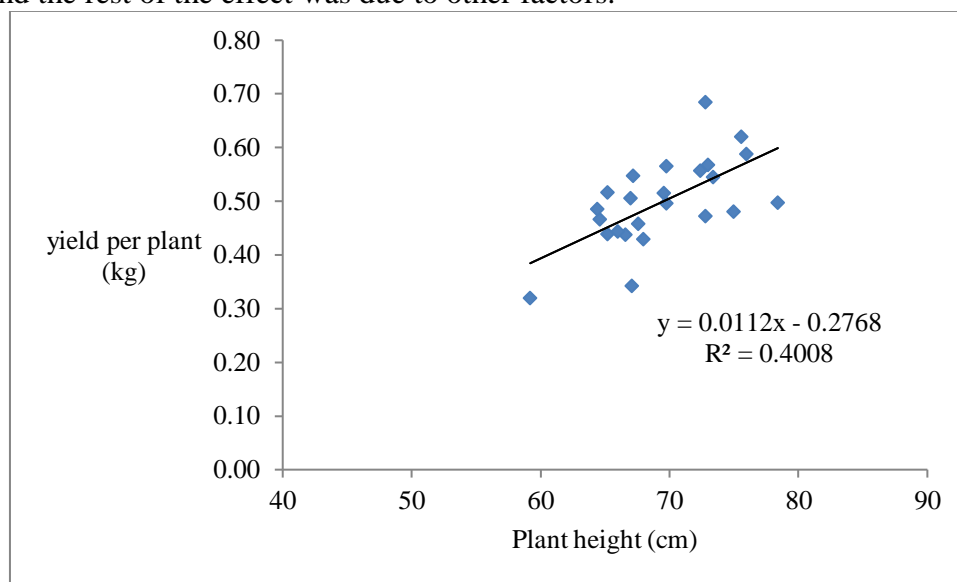
**Table 3 Effect of different doses of GA<sub>3</sub> in yield and yield attributes of marigold in Lamahi-4 Deukhuri, Dang, Nepal (2019)**

Treatments	Days to 50% flowering (days)	Days to 100% flowering (days)	Diameter of flower (cm)	Fresh weight of flower (g)	No. of flower	Duration of flowering (days)	Yield per plant (kg)
Control	46.67ab	54.00	4.937	5.190c	70.06d	55.33bc	0.3630d
50ppm GA <sub>3</sub>	44.67ab	54.00	5.370	5.110c	90.11bc	54.67c	0.4600c
100ppm GA <sub>3</sub>	44.00b	54.67	5.287	5.380bc	85.49c	56.00abc	0.4587c
150ppm GA <sub>3</sub>	45.33ab	54.67	4.997	5.410bc	92.11bc	57.00ab	0.4977bc
200ppm GA <sub>3</sub>	47.33ab	55.33	5.163	5.707ab	85.43c	56.33abc	0.4867bc
250ppm GA <sub>3</sub>	45.33ab	55.00	5.120	5.737ab	104.13a	56.67abc	0.5980a
300ppm GA <sub>3</sub>	45.33ab	54.67	5.147	5.787ab	101.07ab	58.00a	0.5847a
350ppm GA <sub>3</sub>	44.00b	55.33	5.257	6.180a	87.60c	57.67a	0.5400ab
Grand mean	45.33	54.71	5.160	5.562	89.5	56.46	0.4986
CV (%)	3.3	1.6	7.5	4.8	7.2	1.8	8.2
SEM (±)	1.208	0.699	0.31	0.220	5.26	0.852	0.033
LSD (0.05)	2.592	1.498	0.6801	0.4723	11.28	1.828	0.07127
F Test	0.143	NS	NS	**	**	*	**

Treatments means followed by the common letter (s) within column are non-significantly different among each other based on DMRT at 5% level of significance. LSD = Least significant difference, NS = Non Significant, \* denotes significant result and CV = Coefficient of variation.

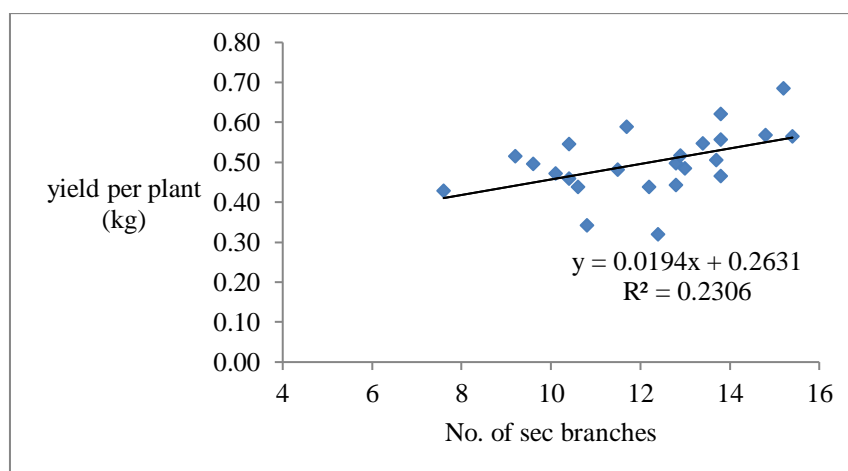
### Correlation and regression

A positive correlation was observed between plant height and yield per plant (Figure 1). Plant height at harvest and flower yield per plant is strongly linear and positively related meaning that as the plant height increases, the flower yield per plant increases. The coefficient of determination 0.40 signifies that contribution of plant height at harvest on flower yield per plant is 40% and the rest of the effect was due to other factors.



**Figure 1: Relationship between plant height at harvest and flower yield per plant of marigold flower in Lamahi-4, Dang, Nepal (2019).**

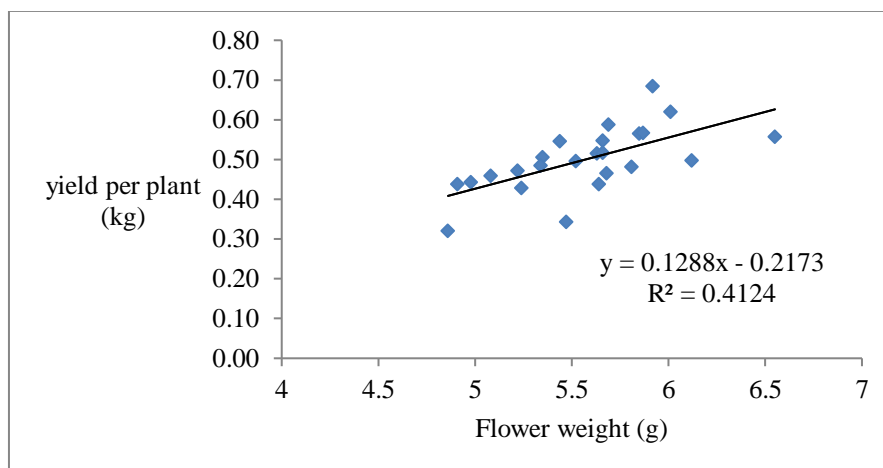
A highly significant positive correlation was observed between number of secondary branches and yield of marigold flower. Number of secondary branches and flower yield is linearly and positively related meaning that as the no. of secondary branches increases, the flower yield also increases. The coefficient of determination ( $R^2$ ) value is 0.230. It was observed that no. of secondary branches contributes about 23% change in flower yield ( $R^2=0.230$ ) whereas, rest of the change arises due to other factors.



**Figure 2: Relationship between secondary branches and flower yield per plant of marigold flower in Lamahi-4, Dang, Nepal (2019).**

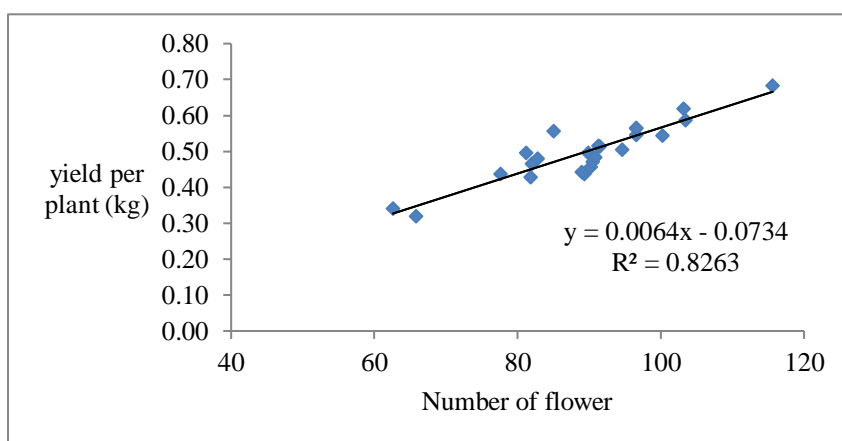


A positive correlation was observed between fresh flower weight and yield per plant (Figure 3). Fresh flower weight at harvest and flower yield per plant is strongly linear and positively related which means as the fresh flower weight increases, the flower yield per plant increases. The coefficient of determination value ( $R^2$ ) is 0.412. It implies, fresh flower weight contributes 41.2% on flower yield per plant and rest was due to other factors.



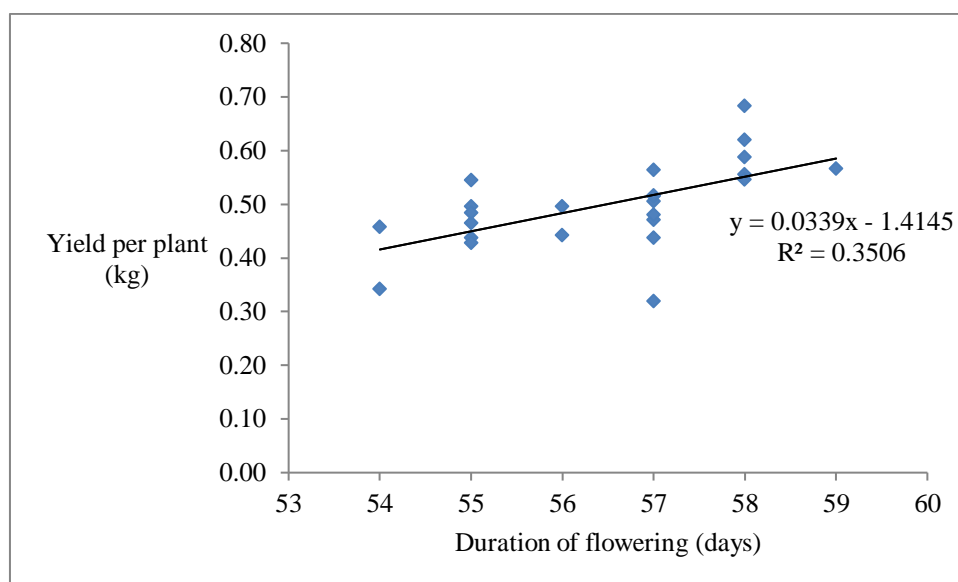
**Figure 3: Relationship between flower weight and flower yield per plant of marigold flower in Lamahi-4, Dang, Nepal (2019).**

A significant positive correlation was observed between Number of flower and yield of marigold flower (Figure 4). Number of flower and flower yield is linearly and positively related that means as the number of flower increases, the flower yield also increases. The coefficient of determination ( $R^2$ ) 0.826, reveals that, the contribution of number of flower on flower yield is 82.6% and rest of the effect was due to other factors.



**Figure 4: Relationship between number of flower and flower yield per plant of marigold flower in Lamahi-4, Dang, Nepal (2019).**

A significant positive correlation was observed between duration of flowering and yield of marigold flower (Figure 5). Duration of flowering and flower yield is linearly and positively related meaning that as the duration of flowering increases, the flower yield also increases. The coefficient of determination ( $R^2$ ) 0.350, discloses that the contribution of duration of flowering on flower yield is 35% and rest of the effect was due to other factors.



**Figure 5: Relationship between duration of flowering and flower yield per plant of marigold flower in Lamahi-4, Dang, Nepal (2019).**

## CONCLUSION

From the above result, the effect of gibberellic acid was mainly seen on plant height, number of secondary branches, fresh weight of flower, number of flowers per plant, duration of flowering and flower yield per plant while other parameter remain statistically insensitive to the application of GA<sub>3</sub>. From all these findings we can conclude that yield of marigold flower can be increase to a significant level with the application of GA<sub>3</sub> of particular concentration. In this experiment among all treatments GA<sub>3</sub>250ppm (T6) was found to be most suitable to in terms of production. On the basis of this experiment, we highly suggest commercial farmer of marigold around inner terai of Nepal to spray 250ppm of GA<sub>3</sub> at 25 DAT.

## ACKNOWLEDGEMENTS

The authors express their warmest appreciation towards Prithu Technical College, IAAS for providing platform and support.

## Authors' contributions

B. Ghimire, S. Acharya and S. Gaihre designed and performed experiment, recorded data, analyzed data and wrote the paper. K. Aryal and L.B Chhetri supervised the experiment and edited the paper.

## Conflict of Interest

The authors declare no conflict of interest regarding the publication of this manuscript.

## REFERENCES

- Adhikari, P., Mishra, K., Marasini, S., Neupane, R.C., Shrestha, A.K., Shrestha, J., & Subedi, S. (2020). Effect of nitrogen doses on growth and yield of marigold (*Tagetes erecta* L.) in subtropical climate of Nepal. *Fundamental and Applied Agriculture*, 5(3), 414–420. doi: 10.5455/faa.108327

- Ardalani, H., Hadipanah, A., & Pourrezvani, S.M. (2014). Foliar application of gibberellic acid and ethanol on flower yield and phenolic compositions in marigold (*Callendula officinalis* L.). *Electronic Journal of Biology*, 10(3), 73-78
- Badge, S., Panchbhai, D.M., & Dod, V.N. (2014). Response of pinching and foliar application of gibberellic acid on growth and flower yield in summer African marigold. *Research on Crops*, 15 (2), 394-397.
- Bokade, N., Bhalekar, M.N., Gupta, N.S., & Deshpande, A. (2006). Effect of growth regulators on growth and yield on tomato in summer. *Journal of Maharashtra Agricultural University*, 31 (1), 64 – 65.
- Broussalis, A.M., Ferraro, G.E., Martino, V.S., Pinzon, R., Coussio, J.D., & Alvarez, J.C. (1999). Argentine plants as potential source of insecticidal compounds. *J. Ethnopharmacol.*, 67, 219–223.
- Chandrappa, N. G., Chandre, J.V., Gowda, M., Arjuna, M., & Gowda, A. P. (2006). Influence of growth regulators and their combinations on growth and flower production in anthurium cv. Royal red. *Research on Crops*, 7 (1), 279 – 281.
- Comba, L., Corbet, S.A., Barron, A., Bird, A., Collinge, S., Miyazaki, N., & Powell, M. (1999). Garden Flowers: insect visits and the floral reward of horticulturally-modified variants. *Ann. Bot.*, 83, 73–86.
- Das, S. N., Jana, B.K., & Das, B.C. (1992). Effect of growth regulators on growth and flowering of *Hemerocallis aurantiaca*. *South Indian Horticulture*, 40 (1), 336 – 339.
- Doddagoudar, S. R., Vyakaranahal, B.S., Shekhargouda, M., Naliniprabhakar, A.S., & Patil, V.S. (2002). Effect of mother plant nutrition and chemical spray on growth and seed yield of China aster cv. Kamini. *Seed Research*, 30 (2), 269–274.
- Dutta, J. P., & Seemanthini, R. (1998). Growth and flowering response of chrysanthemum (*Dendranthema grandiflora* Tzelev.) to growth regulator treatments. *The Orissa Journal of Horticulture*, 26(1), 70-75.
- FAN. (2012). Database. Floriculture Association Nepal (FAN) Teku, Kathmandu, Nepal.
- FAN. (2007). Trade competitiveness of the floriculture sub-sector in Nepal. Floriculture Association of Nepal (FAN) Teku, Kathmandu, Nepal. 29 p.
- FAN/AEC. (2007). Trade competitiveness of the floriculture sub sector in Nepal. Floriculture Association Nepal (FAN), Teku Kathmandu, Nepal.
- Gauchan, D. P., Pokhrel, A.R., Pratap, M., & Lama, P. (2009). Current status of cut flower business in Nepal. Kathmandu University *Journal of Science, Engineering and Technology*, 5 (1), 87- 98.
- Gommers, F. J., & Bakker, J. (1988). Physiological diseases induced by plant responses or products. In: Poinar Jr., G.O., Jansson, H.-B. (Eds.), *Diseases of Nematodes*, vol. 1. CRC Press, Boca Raton, FL, pp. 3–22.
- Gomez, K.A., & Gomez, A.A. (1984). Statistical procedures for agricultural research. 2nd edn. International Rice Research Institute, College, Laguna, pp. 680.
- Goyal, R. K., & Gupta, A.K. (1996). Effect of growth regulators on growth and flowering of rose cultivar super star. *Haryana Journal of Horticultural Science*, 25 (4), 183 –186.
- Holkar, P.S., Chandrashekar, S.Y., Hemanthkumar, P., Basavalingaiah & Ganapathi, M. (2018). Effect of gibberellic acid on growth, flowering, flower quality and corm yield of gladiolus. *Trends in Biosciences*, 11(24), 3211-3216.
- Khangjarakpam, G., Singh, L.J., Maitra, S., & Mandal, S. (2019). Influence of foliar application of Gibberellic acid on growth, development, yield and biochemical constituents of African marigold cv. ‘Pusa Narangi Gainda’. *Journal of Pharmacognosy and Phytochemistry*, 8(4), 1581-1585.

- Khan, F. U., & Tewari, G.N. (2003). Effect of growth regulators on growth and flowering of Dahlia (*Dahlia variabilis*L.) *Indian Journal of Horticulture*, 60 (2), 192 – 194.
- Kohl, H., & Kofranek, A. (1957). Gibberellin on flower crops: Studies made of response of some commercially grown flowers to applications of plant growth regulating chemical compound. *California Agriculture*, 11(5), 9-9.
- Kumar, A., J. Kumar, M. Braj, J. P. Singh, & R. Nathi. (2011). Effect of plant growth regulators on growth, flowering and yield of African marigold (*Tagetes erecta* L.) cv. Pusa Narangi Gainda. *Asian Journal of Horticulture*, 6 (2), 418-422.
- Kumar, A., Kumar, J., Mohan, B., Singh, J. P., & Ram, N. (2012). Studies on the effect of plant growth regulators on growth, flowering and yield of African marigold (*Tagetes Erecta* L.) cv. Pusa Narangi Gainda. *Annals of Horticulture*, 5(1), 47-52.
- Kumar, R., Ram, M., & Gaur, G.S. (2010). Effect of GA<sub>3</sub> and ethrel on growth and flowering of African marigold cv. Pusa Narangi Gainda. *Indian Journal of Horticulture*, 67, 362-366.
- Lal, H., & Mishra, S.P. (1986). Effect of gibberellic acid and maleic hydrazide on growth and flowering of marigold and aster. *Progressive Horticulture*, 18 (1-2), 151 – 152.
- Leena, R., Rajeevan, P.K., & Valasalakumari, P.K. (1992). Effect of foliar application of growth regulators on the growth, flowering and corn yield of gladiolus cv. Friendship. *South Indian Horticulture*, 40, 329 – 335.
- Lone, M. T., Haripriya, K., & Maheshwari, T. (2005). Influence of plant growth regulators on growth and yield of chilli (*Capsicum annum*L.) cv. K-2. *Crop Research*, 29 (1), 111–113.
- Marahatta, S.P., Wang, K.H., Sipes, B.S., & Hooks, C.R. (2012). Effects of *Tagetes patula* on active and inactive stages of root-knot nematodes. *The journal of nematology*, 44(1), 26–30.
- Maurya, R. P., & Nagda, C.L. (2002). Effect of growth substances on growth and flowering of gladiolus (*Gladiolus grandiflorus*L.) cv. Friendship. *Haryana Journal of Horticultural Sciences*, 31 (3 & 4), 203 – 204.
- Meshram, P., Badge, S., & Gaidhani, A. (2015). Influence of foliar application of gibberellic acid and NAA on growth, quality and flower yield in African Marigold. *Journal of Agroecology and Natural Resource Management*. pp. 162-164.
- Morallo-Rejesus, B., & Decena, A. (1982). The activity, isolation, purification and identification of the insecticidal principles from *Tagetes*. *Philipp. J. Crop Sci.*, 7, 31–36.
- Morris, D. A. (1996). Hormonal regulation of source-sink relationships: an overview of potential control mechanisms. Photoassimilate distribution in plants and crops. Source-sink relationships. Zamski, E. & Schaffer, AA (Ed.). Marcel Dekker, New York, 441-466.
- Nair, S., Singh, A., & Sharma, V. (2002). Effect of plant growth regulators on yield and quality of gerbera under Bay Island conditions. *Indian Journal of Horticulture*, 59(1), 100-105.
- My Republica. (2019).Nepal becoming self reliant in flowers: *Import of flowers on a slump this year*.
- Pandey. H. P., Mishra, K., Pant, S.S., & Pun, U. (2015). Effect of Pinching and Level of Gibberellic acid on Growth, Flowering, and Yield of African marigold (*Tagetes erecta*). *Journal of Nepalese Horticulture society*,10, 63-70
- Patel, A., & Prasad, S.M. (2019). Nano materials in Plants, Algae and Microorganisms. *Handbook of Pollution Prevention and Cleaner Production*

- Paulo, J., & Dias, T. (2019). Plant Growth Regulators in Horticulture: practices and perspectives. *Bioteconología Vegetal*, 19(1), 3-14.
- Pranav Rana, J. K., & Kumar, M. (2005). Response of GA<sub>3</sub>, plant spacing and planting depth on growth, flowering and corm production in gladiolus. *Journal of Ornamental Horticulture*, 8 (1), 41 – 44.
- Prasain, K. (2019). Marigold prices likely to rise this season, say merchants. The Kathmandu Post.
- Ramdevputra, M. V., Deshmukh, H.N., Butani, A.M., Savaliya, J.J., Pansuriya, A.G., & Kanzaria, D.R. (2009). Effect of different gibberellic acid (GA<sub>3</sub>) concentrations on growth, flowering and yield of African marigold. *Asian Journal of Horticulture*, 4(1), 82-85.
- Ravindra, H., Sehgal, M., Narasimhamurthy, H.B., Jayalakshmi, K., & Khan, I. (2017). Rice root knot nematode (*Meloidogyne graminicola*) an emerging problem. *International Journal of Current Microbiology and Applied Sciences*, 6 (8), 3143-3171.
- Sarkar, D., Saud, B.K., Mahanta, P., Kalita, P., Neog, B., & Talukdar, M.C. (2018). Response to pinching and gibberellic acid on growth and physiological characteristics of African marigold. *International Journal of Current Microbiology and Applied Sciences*, 7 (3), 2319-7706.
- Shinde, K. H., Parekh, N.S., Upadhyay, N.V., & Patel, H.C. (2010). Investigation of different levels of gibberellic acid (GA<sub>3</sub>) and pinching treatments on growth, flowering and yield of chrysanthemum (*Chrysanthemum morifolium* R.) cv. 'IIHR-6' under middle Gujarat conditions. *Asian Journal Horticulture*, 5(2), 416-419.
- Shrestha, J. (2019). P-value: a true test of significance in agricultural research. Retrieved <https://www.linkedin.com/pulse/p-value-test-significance-agricultural-research-jiban-shrestha>, Accessed on September 01, 2020. DOI: <http://doi.org/10.5281/zenodo.4030711>
- Singh, A.K. (2014). Breeding and biotechnology of flowers, commercial flowers. New India Publishing Agency, New Delhi, 1,752.
- Singh, A.K., & Sisodia, A. (2017). Textbook of floriculture and landscaping. New India Publishing Agency, New Delhi. 432p
- Singh, A. K., & Bijimol, G. (2001). Influence of growth regulating chemicals on growth, flowering and bulb production in tuberose (*Polianthus tuberosa* L.). *Indian Perfumer*, 45 (1), 31 – 34.
- Singh, R., Sisodia, A., Singh, A.K., & Pal, A.K. (2018). Effect of pinching, gibberellic acid and kinetin on growth, flowering and seed yield in marigold. *Journal of Pharmacognosy and Phytochemistry*, 7 (3), 3318-3320.
- Soule, J. A. (1996). Novel annual and perennial Tagetes. In: Janick, J. (Ed.), Progress in New Crops. ASHS Press, pp. 546–551.
- Sujatha, A., Nair, V.S., & Sharma, T.V.R.S. (2002). Effect of plant growth regulators on yield and quality of gerbera under buy island conditions. *Indian Journal of Horticulture*, 59 (1), 100- 105.
- Swaroop, K., Singh, K.P., & Raju, D.V.S. (2007). Vegetative growth, flowering and seed characters of African marigold (*Tagetes erecta* Linn.) as influenced by different growth substances during mild off seasons. *J. Ornamental Hort.*, 10, 268-70.
- Tiwari, H., Kumar, M., Naresh, R.K., Singh, M.K., Malik, S., Singh S.P., & Chaudhary, V. (2018). Effect of organic and inorganic fertilizers with foliar application of gibberellic acid on productivity, profitability and soil health of marigold (*Tagetes erecta* L.) cv. pusa narangi gainda. *Int. J. Agricult. Stat. Sci.*, 14(2), 575-585.
- Tomova, B. S., Waterhouse, J.S., & Doberski, J. (2005). The effect of fractioned Tagetes oil

- volatiles on aphid reproduction. *Entomol. Expt. Appl.*, 115, 153–159.
- Tyagi, A. K. & Kumar, V. (2006). Effect of gibberellic acid and vermicompost on vegetative growth and flowering in African marigold (*Tagetes erecta* Linn.). *J. Ornamental Hort.*, 9, 150-51.
- Valeru, A., Krishna, P., Neema, M., Arora, A., Naveen, P.K., & Singh, M.C. (2018). *International Journal of Agriculture Sciences*, 11(10), 0975-9107.
- Weaver, D. K., Zettler, J.L., Wells, C.D., Baker, J.E., Bertsch, W., & Throne, J.E. (1997). Toxicity and fractionated and degraded Mexican marigold floral extract to adult *Sitophilus zeamais* (Coleoptera: Curculionidae). *J. Econ. Entomol.*, 90, 1678–1683.
- Wells, C., Bertsch, W., & Perich, M. (1992). Isolation of volatiles with insecticidal properties from the genus *Tagetes* (Marigold). *Chromatographia* ,34, 241–248.