

Journal of Tikapur Multiple Campus

Vol.6; June 2023

ISSN: 2382-5227

Published by Research Management Cell (RMC)

Tikapur Multiple Campus

Creating Accurate Citations in Academic Writing by Using Endnote X9

Uma Nath Sharma (*PhD*)

Department of English Education, Mahendra Ratna Campus

Kathmandu, Nepal, Tribhuvan University

Email: unsharma24@gmail.com

Abstract

With the development of information technology, today's scholars can store references in their library and use it to format citations in academic writing. This phenomenological paper describes how I modified the EndNote X9 reference types and the APA 7th output style; and how I entered the components of citation into the fields for each of the basic reference types in the reference window of the EndNote library to create accurate in-text and end-text citations focusing on the latter one. For this, I utilized my lived experience of using the software for the purpose as a practitioner, trainer, and teacher of it as the data. I present the findings under two global themes of modification of the reference types and the APA 7th output style, and the management of sources in the library for the purpose of their accurate citations in word document. On the findings of this study, it has been drawn that the EndNoteX9, with slight modification of some of the reference types and the APA 7th output style, creates accurate citations of various sources if we assign the accurate reference types to them and enter the data appropriately in each relevant reference fields in the EndNote library. This paper is expected to be useful to the academic writers for systematizing citation in their work.

Keywords: Endnote, citation, reference field, reference type, academic writing

Introduction

When I was carrying out a research for the fulfillment of my master's degree in 1997, I would type the end-text citation of each source to be used ahead of time with due attention to each component of citation with punctuation and formatting, such as italicizing, underlining, and so on in a word file. I would manage the in-text citations later on manually while writing the thesis. But, nowadays, with the development of

Copyright 2023 ©Author(s) This open access article is distributed under a *Creative Commons*



Attribution-NonCommercial 4.0 International (CC BY-NC 4.0) License.

information technology, and transmission of its knowledge to the students, they can have it easily with the help of citation management software (Hensley, 2011). Today's students or faculty can import references from databases into their personal library, and use the library to format the citations in academic writing choosing the required citation style, such as MLA, APA, and so on.

The EndNote—the concern of this paper—is one of the popular citation management software programmes among many others, such as BibTex, RefMan, Mendeley, RefWorks, and Zotero used for storing, managing, retrieving, and citing sources in selected output style in an academic writing (Lonergan, 2017). This paper deals with how we can accurately format the citations of various reference types in academic writing by using EndNoteX9 with slight modification of the original reference types and the output style with reference to APA 7th style of citation.

With a good popularity and use of citation management software programmes in academia across the world, EndNoteX9 is gaining a good ground of popularity among Nepalese students and faculty in the recent years. Most of the MPhil and PhD scholars in Graduate School of Education, Faculty of Education, Tribhuvan University, Kirtipur and the master's degree students of English in Mahendra Ratna Campus, Tahachal, where I am involved in teaching the Thesis Writing course, have been practicing EndNoteX9 for last two years to manage citations in thesis writing.

However, using EndNote for managing citation is not a panacea. Therefore, very often, the concerned research committee members comment on the inaccuracy of citations. As reported by one of the research committee members of the Faculty of Education, Tribhuvan University, most of the thesis candidates come up with inaccurate citations in spite of their claims that they have used EndNote. It is firstly because the original reference types and output styles of citation do not produce accurate citation of all types of sources. They need slight change in their configuration. Secondly, to bring about accurate citations, the data should be entered accurately. To enter the input appropriately in the reference fields associated with each concerned reference type, the students require certain level of expertise, which they lack.

The review of extant related literature shows that there is very little dissemination on modification of the EndNote reference types and output styles, and appropriate entry of the input to the relevant reference fields in the EndNote library to produce accurate citation of sources that can be assigned to the basic reference types. Some works, such as Hensley (2011), Lonergan (2017), Lorenzetti and Ghali (2013), and Mendes et al. (2019) deal with the use, usability, and the users' preferences of different citation management software programmes. Most of the works that are fully devoted to the EndNote, for example Hupe (2019), Sharma (2022), Sherwin (2020),

and Walker et al. (2007) highlight only the features and importance of EndNote, and the basic guideline on how to use EndNote. Some works on EndNote, such as Agrawal (2009), and Clarivate Analytics (2018, n.d.), provide a bit detail guideline for using it. However, none of these works orients towards modification of the EndNote reference types and output styles, and strategic entry of the data to the EndNote library to bring about accurate citations of various reference types. The present study fulfills this gap in the existing literature.

Citation, in this study, is regarded to be a cover term to refer to the combination of short in-text citations and their corresponding ‘reference’ or ‘end-text’ citations listed usually at the end of the text (American Psychological Association, 2010, 2020). Therefore, the overarching objective of this descriptive auto-phenomenological study is to describe how to format accurate citations of basic reference types in academic writing using EndNoteX9. Accordingly, the overall contemplation question as the foundation of the study was: How can we achieve accurate citations using EndNoteX9?

This paper is expected to be beneficial to the academic writers, researchers, research supervisors, librarians, and all other related individuals who are using EndNote as practitioners, teachers or trainers in that this study will provide them with the strategy to create accurate citations in academic writing by using EndNoteX9.

Methods and Procedures

This study aimed at exploring my lived experience of creating accurate citations by using EndNoteX9 with reference to APA 7th style of writing with slight modification of EndNote reference types and the output style since the original EndNote reference types and the APA 7th output style is not sufficient to produce an accurate output in accordance with APA (2020). For this, I utilized descriptive auto-phenomenological research design. General phenomenological study deals with gaining “a deeper understanding of the meaning of everyday (“obvious”) phenomena” (Vagle, 2018, p. 35). In descriptive phenomenology, the researcher’s prior knowledge of the world is bracketed in order to concentrate on the perception of the real world phenomena (Smith et al., 2009). More specifically, descriptive auto-phenomenological approach analyzes in isolation the phenomena as experienced by the researcher without any influence of prior knowledge or theory related to the phenomena (Gorichanaz, 2017, p. 3). Accordingly, in this study, I asked myself how I, as a practitioner, teacher, and trainer of EndNote, experienced the phenomenon of using it for creating accurate in-text and end-text citations with especial emphasis on the end-text citation. I collected the required information by recalling how I modified the reference types and APA 7th output style of citation, and how I entered the input in the reference fields associated with the concerned reference types for the purpose of achieving accuracy in citation,

using various sorts of records of the past events in this regard such as diary, notebook, screenshots, and computer memo. I analyzed the information thematically under two global themes.

Results and Discussion

I present and discuss the findings thematically in terms of the modification of the EndNote reference types and the APA 7th output style, and the library management of the sources assigned to some basic reference types to bring about accurate citations in a word file.

Modification of the EndNote Reference types and the APA 7th Output Style

In this section, I explain how I modified the reference types, the bibliography templates, and the configuration of the bibliography author list of the original EndNote library in order to bring about the accurate citation of some basic reference types.

As a response to the problem that ‘EndNote does not give accurate citation of the thesis downloaded from ProQuest database’ as reported by the EndNote users, I customized a reference type—ProQuest Thesis—replacing the reference type ‘Unused 1’ with empty bibliography template available in the list of original EndNote reference types since the citation format of a thesis available from ProQuest Dissertation and Theses database differs from that of other theses (see APA 2020, p. 334).

Then, I added the newly customized reference type in the APA 7th output style which had an empty bibliography template as follows:

ProQuest Thesis

In this empty slot, I created through many trials and errors a bibliography template for the new reference type inserting a series of appropriate fields, punctuations, and symbols as follows so as to produce accurate citation of the source type as per the APA 7th style of citation:

```
ProQuest Thesis
Author. ( Year) . Title° ( `Publication·No. °Publication·Number) |:[Thesis·Type, °University]]. °Database·Provider|Name·of·Database·Global.
```

In addition, I modified the original template of the reference type Thesis:

```
Thesis
Author. ( Year) . Title° ( `Publication·Number °Publication·Number) |:[Thesis·Type, ·University]. ·Name·of·Database.·
```

into the following:

Thesis

Author. (Year) . *Title*[Thesis-Type,University].URL

to produce the accurate citation of theses or dissertations with DOI or URL.

Apart from the above-mentioned modifications of the reference types and bibliography templates, I also changed the format of the bibliography author list from

Abbreviated Author List

List all author names

If or more authors, list the first author(s)

and abbreviate with: Italic

If eight or more authors, list the first 6 authors, insert: and add the last author's name

For Subsequent Works by the Same Author

Print the author list as defined above

Omit the author list

Replace repeated authors with:

to

List all author names

If or more authors, list the first author(s)

and abbreviate with: Italic

If eight or more authors, list the first 6 authors, insert: and add the last author's name

For Subsequent Works by the Same Author

Print the author list as defined above

Omit the author list

Replace repeated authors with:

for the accurate citation of works with eight or more authors according to the APA 7th style of writing. That is to say, I checked *List all the author names* option instead of *If eight or more authors, list the first six authors, insert: , . . . and add the last author's name* in the APA 7th output style bibliography author list.

Library Management of the Sources

The management of the sources refers to the task of appropriate selection of the reference types, and accurate entry of the information to the fields for the chosen reference types. With the modification as described in the above section, the strategic management of sources in the EndNote library produces the intended citations. In this section, I discuss how to manage the sources assigned to the basic reference types: Book, Book Section, Edited Book, Journal Article, Thesis, ProQuest Thesis, and Unpublished Work. The discourse on each of the reference types as themes includes the sources that I assigned to the reference type, and the way I entered the data into the fields associated with the selected reference type in order to bring about the accurate in-text and end-text citations, with especial focus on the latter.

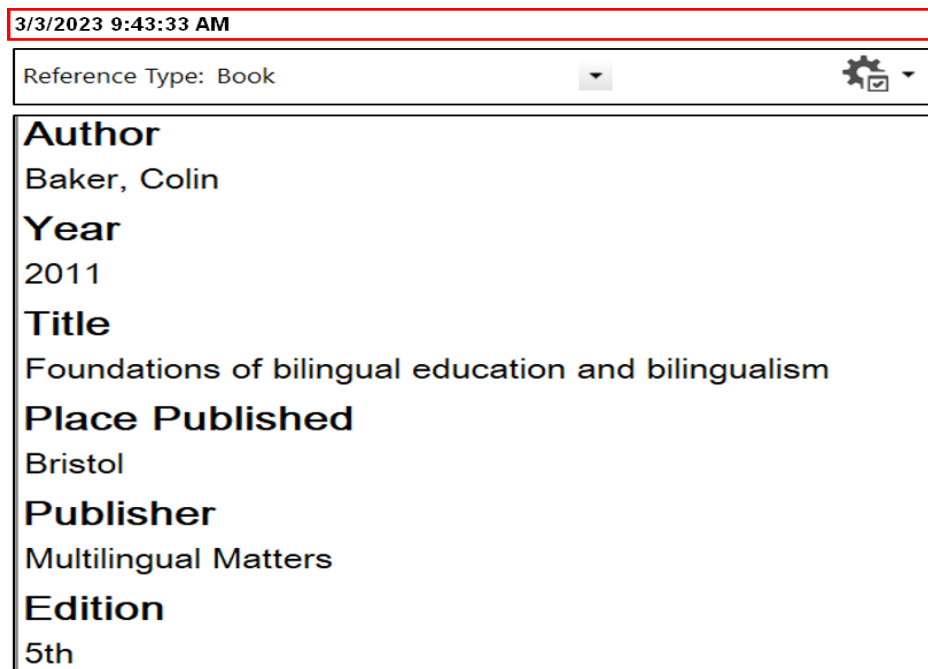
Book

Book as an EndNote reference type with the modified APA 7th style includes any authored book with or without editor credited on the book cover, and with or without digital object identifier (DOI) or uniform resource locator (URL). This excludes edited books (without author), edited dictionaries (without author-wise entries), and book chapters.

To manage the reference of an authored book without editor, and DOI or URL, first, I selected Book from the drop down menu of Reference Type on the top of the reference window of the EndNote library. Then, I entered the data under the reference fields: Author, Year, Title, Place Published, Publisher, and Edition in a way as shown in the screenshot in Figure 1, for example, so as to produce accurately formatted in-text and end-text citations of the work in a word document.

Figure 1

Entries in the Reference Fields for the Authored Book Without Editor



The screenshot shows the EndNote reference entry form. At the top, a red-bordered box contains the timestamp '3/3/2023 9:43:33 AM'. Below this, the 'Reference Type' is set to 'Book'. The main form area contains the following fields and values:

Author	Baker, Colin
Year	2011
Title	Foundations of bilingual education and bilingualism
Place Published	Bristol
Publisher	Multilingual Matters
Edition	5th

The entries in the reference fields in Figure 1 imply that the Author field should be entered in the format of ‘Surname, First Name’ (i.e., no abbreviation); the title of the book should be typed in sentence case; the place of publication and publisher are typed as proper nouns; and the edition is marked with ordinal number. Even if the APA 7th format does not need publisher, it is desirable to mention in the library so

that the citation can be changed into other formats, such as APA 6th that includes the publisher. When we import the reference from any database, we have to check whether the information under each of the relevant fields is accurate as such, and should edit accordingly in the reference window if necessary. The edition is marked only if it is other than the first edition.

As a result of this input in the reference window as shown in figure 1, the preview of the reference citation in the EndNote library appears as:

Baker, C. (2011) . *Foundations of bilingual education and bilingualism* (5th ed.) . Multilingual Matters.

When this reference is cited from the EndNote library in a word file, the in-text citation appears in the place where the source is cited, and the reference citation appears in the reference list in the intended place in alphabetical order in the list. Its citation from the EndNote library in isolation appears in the following format:

3/3/2023 7:55:37 AM

(Baker, 2011)

Baker, C. (2011). *Foundations of bilingual education and bilingualism* (5th ed.). Multilingual Matters.

For the authored book with editor credited on the book cover and without DOI or URL, I also filled the Editor field as shown in the screenshot in Figure 2.

Figure 2

Entries in the Reference Fields for the Authored Book with Editor

Reference Type: Book

Author
Heidegger, Martin

Year
2005

Title
Introduction to phenomenological research

Place Published
Bloomington

Publisher
Indiana University Press

Editor
John Sallis

Translator
Daniel O. Dalstrom

The filled reference fields in Figure 2 indicate that the authored book has an editor as well as a translator. In such a case, we fill in all the three fields: Author, Editor, and Translator. Such entry in the reference fields produce the citation as:

(Heidegger, 2005)

Heidegger, M. (2005). *Introduction to phenomenological research* (D. O. Dalstrom, Trans.; J. Sallis, Ed.). Indiana University Press.

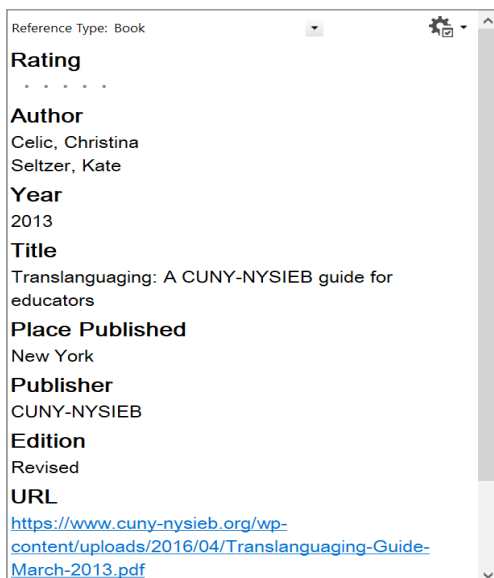
This citation including the previous example of citation is accurate as per the APA 7th style of writing, that is, APA (2020). The default parenthetical in-text citation can be edited as required depending on the context of the citation, the detail of which does not come under the scope of this paper.

If an authored book has its DOI or URL, we also have to fill in the concerned field available in the reference window. Figure 3, as an example, shows how I enter the input in the reference fields for managing citation of an authored book with URL. The figure also shows that I filled in the reference fields: Author, Year, Title (i.e., title of the book), Place Published, Publisher, and URL. In addition, it shows the ISBN mentioned. This information has been automatically imported from the database when managing the reference in the EndNote library through Google Scholar. This provides extra information, but does not appear in the citation, and hence not necessary to remove.

For managing the citation of any sources with both DOI and URL, mention only DOI or both in the reference window since even in the latter case, only DOI appears in the reference citation as per APA (2020). If there is only URL, mention it.

Figure 3

Entries in the Reference Fields for the Authored Book with URL



The image shows a screenshot of the EndNote reference entry form for a book. The form is titled "Reference Type: Book" and includes the following fields:

- Rating**:
- Author**: Celic, Christina
Seltzer, Kate
- Year**: 2013
- Title**: Translanguaging: A CUNY-NYSIEB guide for educators
- Place Published**: New York
- Publisher**: CUNY-NYSIEB
- Edition**: Revised
- URL**: <https://www.cuny-nysieb.org/wp-content/uploads/2016/04/Translanguaging-Guide-March-2013.pdf>

After saving these entries in the fields, the citation of the book in a word file from the EndNote library produces the in-text and end-text citations as follows:

(Celic & Seltzer, 2013)

Celic, C., & Seltzer, K. (2013). *Translanguaging: A CUNY-NYSIEB guide for educators* (Revised ed.). CUNY-NYSIEB. <https://www.cuny-nysieb.org/wp-content/uploads/2016/04/Translanguaging-Guide-March-2013.pdf>

Book Section

In Book Section reference type in the EndNote reference window, I keep “edited book chapter” (see APA, 2020, p. 295) with or without DOI or URL of the book. The edited multiple-authored (encyclopedic) dictionary also fits in with Book Section. For the management of the citation of a book section without DOI or URL (of the book) in the EndNote library, I selected Book Section from Reference Type on the top of the reference window, and I entered the data under the reference fields: Author, Year, Title, Editor, Book Title, Place Published, Publisher, Pages and Edition (if any) as shown in the screenshot in Figure 4, for example, to bring about accurate citation of the book section.

In Figure 4, the reference field Title refers to the title of the book chapter, which is typed in sentence case as the title of the book written under Book Title in the figure. The figure shows that in Book Section, the fields such as Editor and Pages also are filled in. If there are multiple editors as shown in the figure, we should put down the name of only one editor per line preferably in the format of full name as given in the book. Under the slot of Pages, we indicate the initial and final pages of the chapter separating them by an en dash (–) with no space before and after it. Note that this no-space-before-and-after format is not clearly seen in the reference window, but it clearly appears in the citation in a word file.

Figure 4

Entries in the Reference Fields for the Book Section without DOI or URL

3/4/2023 3:03:57 PM

Reference Type: Book Section ⚙️

Author
Bell, Lee Anne

Year
2016

Title
Theoretical foundations for social justice education

Editor
Maurianne Adams
Lee Anne Bell
Diane J. Goodman
Khyati Y. Joshi

Book Title
Teaching for diversity and social justice

Place Published
New York

Publisher
Routledge

Pages
25 - 54

Edition
3rd

Such an entry of the information in the reference fields selecting Book Section from the drop down menu of the Reference Type results in the following preview of the reference citation in the EndNote library:

Bell, L. A. (2016). Theoretical foundations for social justice education. In M. Adams, L. A. Bell, D. J. Goodman, & K. Y. Joshi (Eds.), *Teaching for diversity and social justice* (3rd ed., pp. 25-54). Routledge.

While citing this reference from the EndNote library, the in-text citation along with the corresponding end-text citation appears as follows in their respective positions.

3/3/2023 9:56:23 AM

(Bell, 2016)


Bell, L. A. (2016). Theoretical foundations for social justice education. In M. Adams, L. A. Bell, D. J. Goodman, & K. Y. Joshi (Eds.), *Teaching for diversity and social justice* (3rd ed., pp. 25–54). Routledge.

For the management of citation of a book section or “edited book chapter” (APA, 2020, p. 295) with DOI or URL of the book, we have to fill in the fields as well except the ones filled in for the book section without DOI or URL. The screenshot in Figure 5 shows how I entered the required information in the fields related to the reference type, more specifically, the book section with URL.

Figure 5 shows that all the reference fields for the book section with URL are common to that for the book section without URL except URL in addition to the former ones. If there is DOI, it is mentioned instead of URL.

Figure 5

Entries in the Reference Fields for the Book Section with URL of the Book

Reference Type: Book Section	
Author	Chaiklin, Seth
Year	2003
Title	The zone of proximal development in Vygotsky's analysis of learning and instruction
Editor	Alex Kozulin Boris Gindis Vladimir S. Ageyev Suzanne M. Miller
Book Title	Vygotsky's educational theory in cultural context
Place Published	Cambridge
Publisher	Cambridge University Press
Pages	39 - 64
URL	https://books.google.com.np/books?id=mfCHutwHT-cC

After saving the input in the reference window as shown in Figure 5, the preview of the reference citation in the EndNote library appears as:

Chaiklin, S. (2003). The zone of proximal development in Vygotsky's analysis of learning and instruction. In A. Kozulin, B. Gindis, V. S. Ageyev, & S. M. Miller (Eds.), *Vygotsky's educational theory in cultural context* (pp. 39-64). Cambridge University Press. <https://books.google.com.np/books?id=mfCHutwHT-cC>

Its citation from the EndNote library in a word file creates an accurate citation following APA (2020) as follows:

(Chaiklin, 2003)

Chaiklin, S. (2003). The zone of proximal development in Vygotsky's analysis of learning and instruction. In A. Kozulin, B. Gindis, V. S. Ageyev, & S. M. Miller (Eds.), *Vygotsky's educational theory in cultural context* (pp. 39-64). Cambridge University Press. <https://books.google.com.np/books?id=mfCHutwHT-cC>

Similarly, the screenshot in Figure 6 shows how I entered the required input into the fields for the book section with DOI of the book assigned to the reference type Book Section. The figure shows that the DOI should be typed starting with the digit 10 in the given slot. Other information such as <https://doi.org/> systematically appears preceding the digit in the EndNote APA 7th output style. The figure further shows that the editors' names can be entered in the format of how we enter the authors' name though they can be entered as they appear in the cited source as shown in the former figures.

The output preview of the reference citation as a result of the management of the input as shown in Figure 6 can be seen as:

Garcia, O., & Lin, A. M. Y. (2017). Extending understandings of bilingual and multilingual education. In O. Garcia, A. M. Y. Lin, & S. May (Eds.), *Bilingual and multilingual education* (3rd ed., pp. 1-20). Springer. <https://doi.org/10.1007/978-3-319-02258-1>

and the citation in a word file from the library results in:

(Garcia & Lin, 2017)

Garcia, O., & Lin, A. M. Y. (2017). Extending understandings of bilingual and multilingual education. In O. Garcia, A. M. Y. Lin, & S. May (Eds.), *Bilingual and multilingual education* (3rd ed., pp. 1-20). Springer. <https://doi.org/10.1007/978-3-319-02258-1>

Figure 6

Entries in the Reference Fields for the Book Section with DOI of the Book

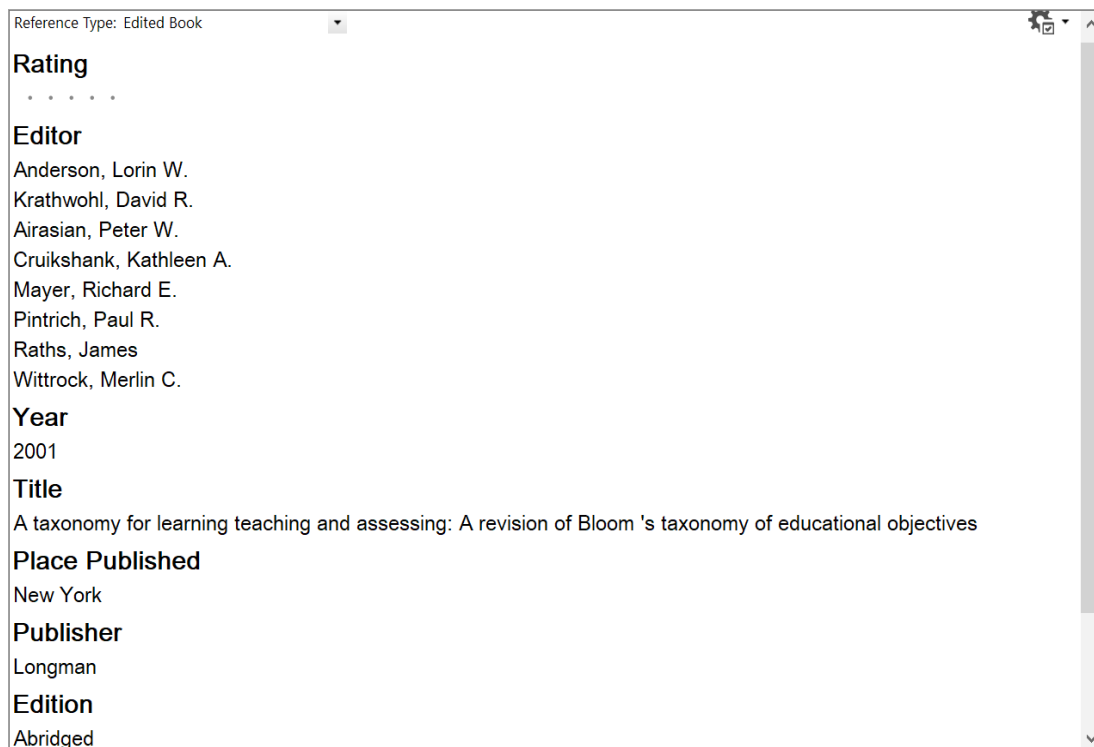
Reference Type: Book Section	⚙️
Author	
Garcia, Ofelia Lin, Angel M. Y.	
Year	
2017	
Title	
Extending understandings of bilingual and multilingual education	
Editor	
Garcia, Ofelia Lin, Angel M. Y. May, Stephen	
Book Title	
Bilingual and multilingual education	
Place Published	
Cham	
Publisher	
Springer	
Pages	
1 - 20	
Edition	
3rd	
DOI	
10.1007/978-3-319-02258-1	

Edited Book

I keep the books with editor(s) but no author at all under this reference type in the EndNote reference window. The edited book may or may not have DOI and URL. What fields are associated with this reference type, and how I enter the input into each of the fields to produce accurate citation of the source in accordance with the APA 7th style of citation, can be seen in Figure 7.

Figure 7

Entries in the Reference Fields for the Edited Book without DOI or URL



Reference Type: Edited Book

Rating
• • • • •

Editor
Anderson, Lorin W.
Krathwohl, David R.
Airasian, Peter W.
Cruikshank, Kathleen A.
Mayer, Richard E.
Pintrich, Paul R.
Raths, James
Wittrock, Merlin C.

Year
2001

Title
A taxonomy for learning teaching and assessing: A revision of Bloom 's taxonomy of educational objectives

Place Published
New York

Publisher
Longman

Edition
Abridged

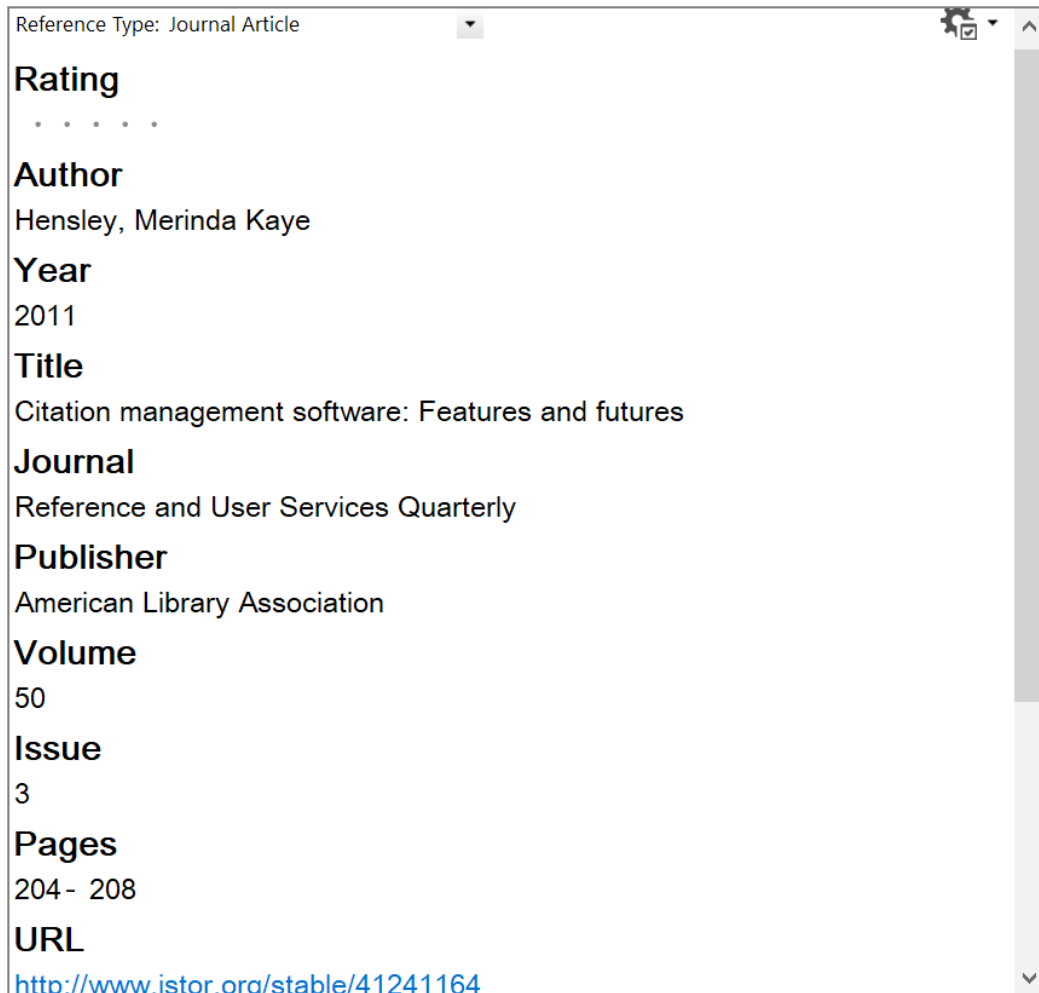
In the edited book, the editor(s) appear in place of the author(s) in citations, therefore preferable to enter the editors' names as that of the authors (i.e., in the form of 'Surname, Full Forename' as far as the full form is available) as shown in Figure 7.

Journal Article

With the modified APA 7th output style, I assign any article in a journal with or without DOI or URL to Journal Article reference type. The fields required to be filled in for this reference type include: Author, Year, Title (i.e., title of the article), Journal (i.e., Journal name), Volume, Issue, Pages, and DOI or URL (if any) as shown in Figure 8.

Figure 8

Entries in the Reference Fields for the Journal Article with URL



Reference Type: Journal Article

Rating
.....

Author
Hensley, Merinda Kaye

Year
2011

Title
Citation management software: Features and futures

Journal
Reference and User Services Quarterly

Publisher
American Library Association

Volume
50

Issue
3

Pages
204 - 208

URL
<http://www.istor.org/stable/41241164>

Figure 8 shows that the title of the article is entered into the Title slot in sentence case while the name of the journal is entered into the slot of Journal in title case. Since this reference has been imported directly from the database, the reference window also shows the name of the publisher, which is not necessary to remove. This does not appear in the citation but provides extra information about the journal. Volume and Issue in the figure refer to the volume and issue numbers of the journal. Under Pages, the initial and final pages are mentioned separating them by an en dash without space before and after it though this format is not clearly seen in the reference window and the preview of the reference citation of the EndNote library. The URL field is filled in with URL if any. If there is DOI of the journal, it is entered into the corresponding field instead of URL.

After saving the management of the information as shown in Figure 8, the bibliography preview window shows the following reference citation:

Hensley, M. K. (2011). Citation management software: Features and futures. *Reference and User Services Quarterly*, 50 (3), 204-208. <http://www.jstor.org/stable/41241164>

and the citation of the work in a word file produces the following result:

(Hensley, 2011)

Hensley, M. K. (2011). Citation management software: Features and futures. *Reference and User Services Quarterly*, 50(3), 204–208. <http://www.jstor.org/stable/41241164>

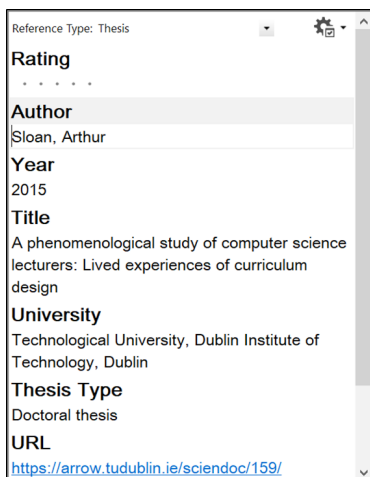
Thesis

I have modified the template of Thesis reference type in such a way that the theses or dissertations with DOI or URL can be assigned to it in order to produce accurate format of citation. For this reference type, I enter the required information into the field of Author, Year, Title, University, Thesis Type, and DOI or URL as shown in Figure 9.

Figure 9 further shows that the title of the thesis is entered into the Title field in Sentence case; University and Thesis Type are indicated; and if there are both DOI and URL available, we can mention only DOI to achieve the accurate format of the citation. If there is no DOI, URL is mentioned in the corresponding field.

Figure 9

Entries in the Reference Fields for the Thesis with URL



The screenshot shows a form titled "Reference Type: Thesis" with a dropdown menu and a settings icon. The form contains the following fields and values:

- Rating:** Five empty stars.
- Author:** Sloan, Arthur
- Year:** 2015
- Title:** A phenomenological study of computer science lecturers: Lived experiences of curriculum design
- University:** Technological University, Dublin Institute of Technology, Dublin
- Thesis Type:** Doctoral thesis
- URL:** <https://arrow.tudublin.ie/sciendoc/159/>

Such an entry into the fields causes to appear the following preview of the reference citation in the EndNote library:

Sloan, A. (2015). *A phenomenological study of computer science lecturers: Lived experiences of curriculum design* [Doctoral thesis, Technological University, Dublin Institute of Technology, Dublin]. <https://arrow.tudublin.ie/sciendoc/159/>

and its citation in a word file appears to be:

(Sloan, 2015)

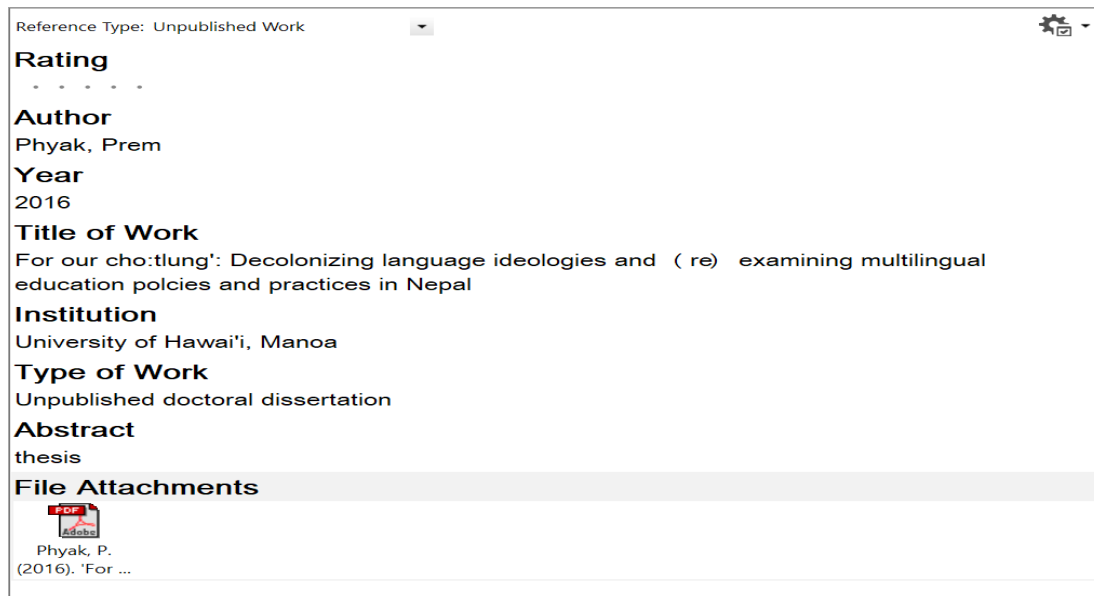
Sloan, A. (2015). *A phenomenological study of computer science lecturers: Lived experiences of curriculum design* [Doctoral thesis, Technological University, Dublin Institute of Technology, Dublin]. <https://arrow.tudublin.ie/sciendoc/159/>

Unpublished Work

I assign the unpublished (i.e., not available from any repository or preprint archive) master or doctoral thesis or dissertation including any other unpublished research report prepared for or submitted to any institution to Unpublished Work. Figure 10 is a showcase for the management of required information in the fields for the reference type Unpublished Work.

Figure 10

Entries in the Reference Fields for Unpublished Doctoral Dissertation



The screenshot shows a reference entry form with the following fields and values:

- Reference Type:** Unpublished Work
- Rating:**
- Author:** Phyak, Prem
- Year:** 2016
- Title of Work:** For our cho:tlung': Decolonizing language ideologies and (re) examining multilingual education polcies and practices in Nepal
- Institution:** University of Hawai'i, Manoa
- Type of Work:** Unpublished doctoral dissertation
- Abstract:** thesis
- File Attachments:** A PDF icon with the text "Phyak, P. (2016). 'For ..."

Figure 10 shows that Title of Work refers to the title of the thesis; Institution refers to the name and address of the university under the support of which the concerned research had been carried out; and Type of Work can include unpublished doctoral or master thesis or dissertation. The figure also showcases the way of entering

the information into the respective fields for the reference type. After saving this entry in the EndNote library, the preview of the reference citation appears as:

Phyak, P. (2016). *For our cho:tlung': Decolonizing language ideologies and (re) examining multilingual education policies and practices in Nepal* [Unpublished doctoral dissertation]. University of Hawai'i, Manoa.

and the citation of this work in a word document appears in the following format:

(Phyak, 2016)

Phyak, P. (2016). *For our cho:tlung': Decolonizing language ideologies and (re)examining multilingual education policies and practices in Nepal* [Unpublished doctoral dissertation]. University of Hawai'i, Manoa.

In some other unpublished works the institution may be other than a university, and the type of work may be research or mini-research report and so on. How the management of such work type in the reference window appears to be can be reflected in Figure 11.

Figure 11

Entries in the Reference Fields for Unpublished Mini-Research Report

The screenshot shows the reference entry fields in EndNote. At the top, it says 'Reference Type: Unpublished Work' with a dropdown arrow and a gear icon. Below this is a 'Rating' section with five dots. The 'Author' field contains 'Sharma, Uma Nath'. The 'Year' field contains '2019'. The 'Title of Work' field contains 'Teachers' beliefs about linguistic diversity as a resource'. The 'Institution' field contains 'Tribhuvan University, Research Management Cell (RMC) , Mahendra Ratna Campus, Tahachal, Kathmandu'. The 'Type of Work' field contains 'Unpublished mini-research report'. The 'File Attachments' section shows a Word document icon with the text 'Uma's Research re...'.

The citation of this work in the APA 7th output style of the EndNote appears as:

(Sharma, 2019)

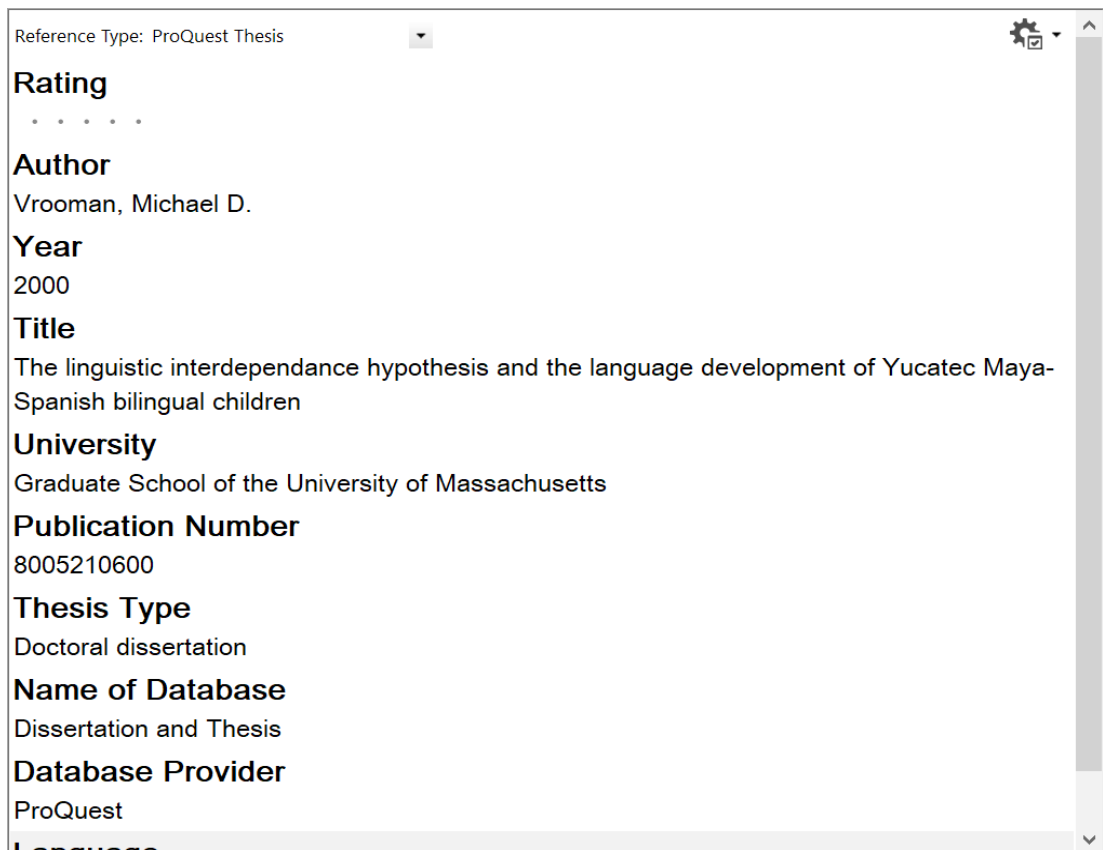
Sharma, U. N. (2019). *Teachers' beliefs about linguistic diversity as a resource* [Unpublished mini-research report]. Tribhuvan University, Research Management Cell (RMC), Mahendra Ratna Campus, Tahachal, Kathmandu.

ProQuest Thesis

The reference type ProQuest Thesis does not appear in the original list of EndNote reference types as I have already stated. I have managed the bibliography template for this reference type in such a way that it (i.e., the template) gives accurate citation of the thesis or dissertation available from ProQuest Dissertations and Theses database. For getting the accurate output, we have to manage the required information in the EndNote library as shown in Figure 12, for example.

Figure 12

Entries in the Reference Fields for ProQuest Thesis



The screenshot shows the reference fields for a ProQuest Thesis. The fields are as follows:

Reference Type: ProQuest Thesis
Rating
Author Vrooman, Michael D.
Year 2000
Title The linguistic interdependence hypothesis and the language development of Yucatec Maya-Spanish bilingual children
University Graduate School of the University of Massachusetts
Publication Number 8005210600
Thesis Type Doctoral dissertation
Name of Database Dissertation and Thesis
Database Provider ProQuest
Language

In Figure 12, Publication Number refers to the UMI No. given on the cover page of the dissertation or thesis, and Name of Database and Database Provider are always the same as shown in the figure since only the theses or dissertations available from the specified database are assigned to this reference type. The output preview of the reference citation of the work managed as shown in the figure appears to be:

Vrooman, M. D. (2000) . *The linguistic interdependance hypothesis and the language development of Yucatec Maya-Spanish bilingual children* (Publication No. 8005210600) [Doctoral dissertation, Graduate School of the University of Massachusetts]. ProQuest Dissertation and Thesis Global.

and the citation of this work from the EndNote library appears as follows:

(Vrooman, 2000)

Vrooman, M. D. (2000). *The linguistic interdependance hypothesis and the language development of Yucatec Maya-Spanish bilingual children* (Publication Number 8005210600) [Doctoral dissertation, Graduate School of the University of Massachusetts]. Dissertation and Thesis.

To sum up, this is how the references of the specified types of sources can be managed in the reference window of the EndNote library, and what can be the format of the resultant output in terms of the preview of the reference citation and citation in a word document with reference to APA 7th style of citation.

Conclusion

The results and their discussion show that with the slight medication of the original EndNote X9 reference types and the APA 7th output style, the strategic management of the sources assigned to some specified reference types in the EndNote reference window produces accurate citations of the sources in a word document. On this finding, it can be drawn that the EndNote can be modified as per our need; and with such a modification, the entry of the accurate data about the sources to be cited into the appropriate fields in the reference window of the EndNote library results in accurate citation of sources as per the intended style of citation. The other EndNote users can do everything with the XML file of the modified reference types imported and the new output style resulting from the modification added to the EndNote library. This article may function as a partial guideline for using the modified version of the EndNote.

References

- Agrawal, A. (2009). *EndNote 1-2-3 easy! Reference management for the professional* (2nd ed.). Springer. <https://b-ok.cc/book/1088889/f5b543>
- American Psychological Association. (2010). *Publication manual of the American Psychological Association* (6th ed.).
- American Psychological Association. (2020). *Publication manual of the American Psychological Association: The official guide to APA style* (7th ed.).
- Clarivate Analytics. (2018). *EndNote X9 help user guide*. https://support.clarivate.com/Endnote/servlet/fileField?entityId=ka14N000000MrSMQA0&field=CA_Attachment_2__Body__s
- Clarivate Analytics. (n.d.). *EndNote X9 guided tour: Windows*. http://download.endnote.com/training/Little%20Book/EndNote_X9_Guided_Tour-Windows.pdf
- Gorichanaz, T. (2017, 2017/01/01/). Auto-hermeneutics: A phenomenological approach to information experience. *Library & Information Science Research*, 39(1), 1–7. <https://doi.org/10.1016/j.lisr.2017.01.001>
- Hensley, M. K. (2011). Citation management software: Features and futures. *Reference and User Services Quarterly*, 50(3), 204–208. <http://www.jstor.org/stable/41241164>
- Hupe, M. (2019, 2019/10/02). EndNote X9. *Journal of Electronic Resources in Medical Libraries*, 16(3-4), 117-119. <https://doi.org/10.1080/15424065.2019.1691963>
- Lonergan, N. (2017). Reference management software preferences among liberal arts faculty. *Reference Services Review*. <https://doi.org/10.1108/RSR-06-2017-0024>
- Lorenzetti, D. L., & Ghali, W. A. (2013). Reference management software for systematic reviews and meta-analyses: An exploration of usage and usability. *BMC Medical Research Methodology*, 13(1), 1-5.
- Mendes, K. D. S., Silveira, R. C. D. C. P., & Galvão, C. M. (2019). Use of the bibliographic reference manager in the selection of primary studies in integrative

reviews. *Texto & Contexto Enfermagem*, 28(0), 1–13. <https://doi.org/10.1590/1980-265x-tce-2017-0204>

Sharma, U. N. (2022). Accelerating and systematizing academic writing using EndNote: My lived experience. *Souvenir: 15th Library Day*, 141–146.

Sherwin, A. (2020). *Introduction to EndNote X9*. University of Salford Library. <https://www.salford.ac.uk/sites/default/files/2020-06/Introduction-to-EndNote-X9.pdf>

Smith, J. A., Flowers, P., & Larkin, M. (2009). *Interpretative phenomenological analysis*. Sage.

Vagle, M. D. (2018). *Crafting phenomenological research* (2nd ed.). Routledge.

Walker, T. B., Row, J. S., & Dolence, T. (2007). Teaching and supporting EndNote at the University of Tennessee: Designing online alternatives to high demand classes. *Electronic Journal of Academic and Special Librarianship*, 8(2). <https://digitalcommons.unl.edu/cgi/viewcontent.cgi?article=1078&context=ejasljournal>