

Research Article

Efficacy of Sodium Valproate and Olanzapine in treating bipolar affective disorder 'mania' at a tertiary care hospital in Nepal: A comparative study

Chaurasia L*¹, Shah SK², Chetty SM³

College of Medical Sciences-Teaching Hospital, Bharatpur, Chitwan, Nepal

¹Assistant Prof., Department of Pharmacology, Janaki Medical College, Janakpur, Nepal.

²Associate Prof., Department of Psychiatry, College of Medical Sciences-Teaching Hospital, Bharatpur, Chitwan, Nepal.

³Prof. & HOD., Department of Pharmacology, College of Medical Sciences-Teaching Hospital, Bharatpur, Chitwan, Nepal.

ABSTRACT

Background and Objectives: Bipolar affective disorder, mania is the mood of an abnormally elevated arousal energy level or a state of heightened overall activation with enhanced affective expression together with lability of affect. The objective of the study was to compare the efficacy of sodium valproate and olanzapine in bipolar affective disorder, mania patients at a tertiary care hospital in Nepal

Material and Methods: A randomized observational prospective open label study was conducted for one and half year at College of Medical Sciences-Teaching Hospital (CMS-TH), Bharatpur, Nepal in the Psychiatry Department. Sixty patients diagnosed with bipolar affective disorder, mania were enrolled. 30 patients received sodium valproate and 30 patients received olanzapine. Patients were monitored and evaluated on baseline (day 0), day 7 and day 30 and compared to the baseline for the severity of illness using the 11-item Young Mania Rating Scale (YMRS).

Results: The mean baseline YMRS score for all cases on sodium valproate (n=30) on day 0 was 38.87 ± 3.73 , while it was reduced to 13.90 ± 1.95 ($p < 0.001$) on day 30. Similarly, the mean baseline YMRS score for all cases on olanzapine (n=30) on day 0 was 40.83 ± 6.50 , while it was reduced to 14.47 ± 2.83 ($p < 0.001$) on day 30. The mean decrease in YMRS score by sodium valproate was 64.24% and by olanzapine was 64.56%.

Conclusion: Treatment with sodium valproate and olanzapine significantly improves the mean mania ratings score and there is no statistically significant difference in efficacy of both the drugs in patients diagnosed with bipolar affective disorder, mania.

Key Words: Bipolar affective disorder, Mania, Olanzapine, Sodium Valproate

INTRODUCTION

Bipolar disorder (BPD) is a mood disorder that is characterized by periods of pathologic mood

elevation (mania or hypomania) [1]. The International Classification of Diseases-10 (ICD-10) and Diagnostic and Statistical Manual-IV (DSM-IV) classifications consider mania as a

uni-dimensional illness [2]. The illness is characterised by frequent episodes of relapse and/or recurrence and not much is known about factors that may precipitate new episodes [3]. According to World Health Organization (WHO), bipolar disorder is the sixth leading cause worldwide of disability-adjusted life years in individuals aged 15 to 44 years [4]. The typical period of bipolar disorder onset as a syndrome is between 16 and 24 years of age [5]. Bipolar spectrum disorders affect 0.1% of children and 1% of adolescents [6]. It accounts for a prevalence rate of 3.7% or higher [7].

Sign and symptoms of mania include: increased energy, activity and restlessness; excessively high, overly good, euphoric mood, extreme irritability, racing thoughts, talking very fast, jumping from one idea to another, distractibility, cannot concentrate well, little sleep needed, unrealistic beliefs in one's abilities and powers, poor judgment, spending sprees, a lasting period of behavior that is different from usual, increased sexual drive, abuse of drugs (particularly cocaine, alcohol and sleeping medications), provocative, intrusive or aggressive behavior and denial that anything is wrong [8].

Sodium valproate has mood stabilizing action [9], whereas olanzapine is an atypical neuroleptic effective in treating both phases of bipolar disorder compared with placebo and as effective as established drug therapies [10]. It has actions on gamma amino butyric acid (GABA) and serotonin that is linked to anti-aggression [11]. It is US Food and Drug Administration (US FDA) approved for the treatment of acute manic episodes and its response rate in acute mania is around 50%, compared to a placebo effect of 20–30% [12]. It lacks anticholinergic toxicity, has fewer extrapyramidal side effects, is associated with a

minimal risk of tardive dyskinesia, lacks cardiac and respiratory side effects and has been reported to have better tolerability [13].

Olanzapine is a derivative and structural analogue of clozapine with a high affinity for dopaminergic (D₁, D₂, D₄), serotonergic, muscarinic, histaminic and α_1 adrenergic receptors. It is antagonistic at both the D₂ and 5-HT_{2A} receptors [14]. It has a solid basis supporting its use in bipolar disorder [15]. Some of the side effects of olanzapine are weight gain, sedation, orthostatic hypotension and constipation.

Despite the introduction of many new mood stabilizing medications and a continually advancing understanding of their individual strengths and weaknesses, selecting the best possible treatment for each individual patient remains a significant challenge for general practitioners and psychiatrists. Therefore an attempt was made primarily to compare the efficacy of two mood stabilizers- sodium valproate and olanzapine using the Young Mania Rating Scale (YMRS) as the scale for assessment, which contains 11 items, four of which are scored 0-4 and the remaining seven are scored from 0-8, based on severity. The YMRS is designed as a 15 to 30 minute's interview administered by trained clinicians and is considered gold standard to which scale developers evaluate concurrent validity with newer scales. Limitations include the fact that there is no guideline to ensure standardized administration, no report of discriminant validity or test-retest reliability.

MATERIAL AND METHODS

The study was a randomized observational prospective open label study with two treatment group design conducted in patients diagnosed with bipolar affective disorder, mania

visiting Department of Psychiatry of College of Medical Sciences – Teaching Hospital (CMS-TH), Bharatpur-10, Chitwan during the period of August 2013 to January 2015.

Demographic data were obtained from the patients/guardians after obtaining written informed consent. Patients between the ages 18-75 years, diagnosed with clinical bipolar affective disorder mania, DSM-IV-TR Patient Version and with a minimum total score of 20 on the YMRS, at both the screening visit and on the day of random assignment to study groups (baseline) were selected. Pregnant and lactating women, patients with history of uncontrolled gastrointestinal, renal, hepatic, endocrine, cardiovascular, pulmonary, immunologic or hematologic disease, serious or unstable medical illness, history of severe drug allergy or hypersensitivity reactions to the study drugs, imminent risk of causing injury to themselves or others, DSM-IV substance dependence within the past 30 days (except nicotine or caffeine) were excluded.

All the patients were randomly divided into two treatment groups containing 30 patients in each group: Treatment Group 1 (TG1) who received sodium valproate (500 to 2500 mg per day) and Treatment Group 2 (TG2) who received olanzapine (5 to 20 mg per day). Sampling technique was simple random sampling. The doses of both the drugs to individual patient, assigned by the consulting Psychiatrist were based on sign and symptoms, clinical response, drug plasma levels and adverse events. These papers were used to randomly allocate the patient in 2 treatment groups at day 0 (baseline).

All the patients were randomly divided into two treatment groups containing 30 patients in each group: Treatment Group 1 (TG1) who received

sodium valproate (500 to 2500 mg per day) and Treatment Group 2 (TG2) who received olanzapine (5 to 20 mg per day). Sampling technique was simple random sampling. The doses of both the drugs to individual patient, assigned by the consulting Psychiatrist were based on sign and symptoms, clinical response, drug plasma levels and adverse events. These papers were used to randomly allocate the patient in 2 treatment groups at day 0 (baseline). In the present study, out of 74 patients diagnosed with bipolar affective disorder, mania, a total of 60 patients were studied after exclusion and loss to follow up.

Severity of illness was assessed using the 11-item, Young Mania Rating Scale (YMRS). YMRS total score ≤ 12 indicates remission of symptoms and clinical response, defined as $\geq 50\%$ baseline-to-endpoint reduction in YMRS total score.

The data was entered in Microsoft Excel Program (Microsoft Office 2010). Statistical analysis was done using SPSS 20.0 version (Statistical Package for Social Science for Windows Version). Descriptive statistical analysis was done. Results on continuous measurement were presented as Mean \pm SD and results on categorical measurement were presented in number and percentage (%). To find the significance of study parameters for single group, Paired Samples t-test was used. Comparison was done at 95% confidence interval of the distribution of the data and p value < 0.05 was considered statistically significant.

RESULTS

The mean age of male participants was 39.80 ± 15.85 years and the mean age of female participants was 35.14 ± 9.40 years, while the mean age of the study population was $37.08 \pm$

12.59 years as depicted in figure 1. Mean age of the patients in the TG1 was 36.77 ± 14.258 and in TG2 the mean age was 37.40 ± 10.912 as shown in table 1.

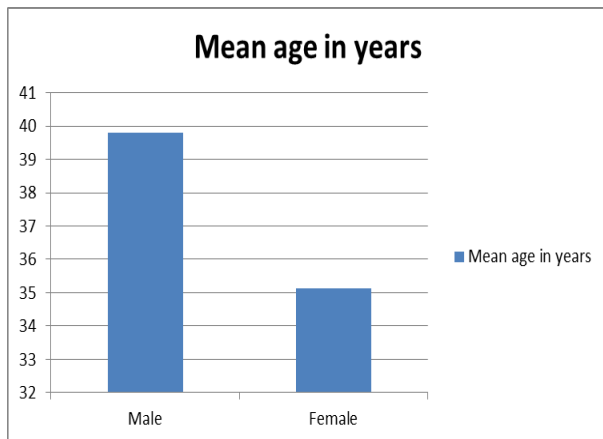


Figure 1: Histogram showing mean age of study population.

Table 1: Mean age of patients in both the treatment group

Treatment group	Mean age (in years)	Standard deviation
TG1	36.77	14.258
TG2	37.40	10.912

Statistically no significant difference, $p= 0.312$

Starting doses and efficacy of Sodium Valproate

Patients (n=30) having different scores on the YMRS, were treated with different doses of sodium valproate ranging from 1000 mg/day to 2000 mg/day. Among them 60% (n=18) were started with 1500 mg/day, 36.66% (n=11) were started with 1000 mg/day and 3.33% (n=1) with 2000 mg/day. In some patients starting with higher doses suggested that upward titration was necessary for anti-manic efficacy. The doses of both the drugs to individual patient, was assigned by the consulting Psychiatrist based on sign and symptoms, clinical response, drug plasma levels and adverse events.

The mean baseline score for all cases treated with sodium valproate on day 0 using the YMRS was 38.87 ± 3.739 . Overall mean score for all cases on day 7 on YMRS was 33.30 ± 2.769 , thus YMRS score was reduced by 14.32% on day 7. Similarly on day 30 the mean score was 13.90 ± 1.954 which was significantly lower than that compared to the baseline score on day 0 ($p= 0.00$). YMRS showed 64.24 % reduction in mean score for all cases from day 0 to day 30 as in table 2.

Table 2: Change in YMRS score from baseline to day 30 in patients receiving sodium valproate

Day	Mean	Frequenc (n)	Std. Deviation	Std. Error Mean	p-value
Day 0	38.87	30	3.739	.683	0.000*
Day 7	33.30	30	2.769	.505	
Day 30	13.90	30	1.954	.357	

Paired-Samples t-test * Significant difference existed at $p < 0.001$.

Change in the YMRS scores of individual items with sodium valproate

Maximum reduction in the YMRS scale was seen with the disruptive aggressive behavior (71.08%) and minimum with insight (14.22%) over 30 days durations as shown in figure 2.

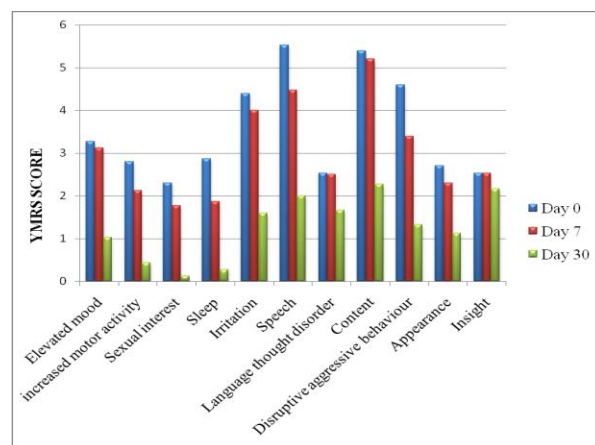


Figure 2: Graph showing the effects of sodium valproate on days 0, 7 and 30.

Starting doses and efficacy of Olanzapine

Patients (n=30) having different scores on the YMRS, were treated with different doses of olanzapine ranging from 10 mg/day to 20 mg/day. Among them 63.33% (n=20) were started with 20 mg/day, 23.33% (n= 7) were started with 15 mg/day and 13.33% (n= 4) with 10 mg/day. In some patients starting with higher doses suggested that upward titration was necessary for anti-manic efficacy.

The mean baseline score for all cases treated with olanzapine on day 0 using the YMRS was 40.83 ± 6.502 . Overall mean score for all cases on day 7 on YMRS was 34.03 ± 4.679 , thus YMRS score was reduced by 16.85%. Similarly on day 30 the mean score was 14.47 ± 2.837 , which was significantly lower than that compared to the baseline score on day 0 (p= 0.00). YMRS showed 64.56 % reduction in mean score for all cases from day 0 to day 30.

Table 3: Change in YMRS score from baseline to day 30 in patients receiving olanzapine

Day	Mean	Frequency (n)	Std. Deviation	Std. Error Mean	p-value
Day 0	40.83	30	6.502	1.187	0.000*
Day 7	34.03	30	4.679	.854	
Day 30	14.47	30	2.837	.518	

Paired-Samples t-test * Significant difference existed at $p < 0.001$

Change in the YMRS scores of individual items with olanzapine

Maximum reduction in the YMRS scale was seen with the disruptive aggressive behavior (77.37%) and minimum with insight (22.29%) over 30 days durations as depicted by figure 3.

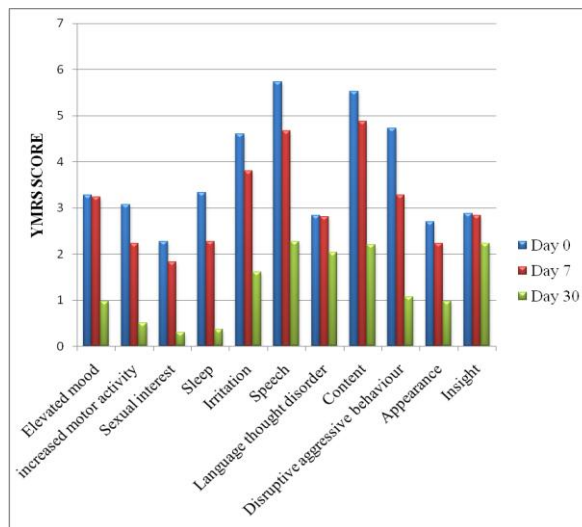


Figure 3: Graph showing effects of Olanzapine on day 0, 7 and 30.

Table 4: Mean overall reduction in YMRS by both drugs

Drug Group	YMRS on day 0 (Mean ± SD)	YMRS on day 7 (Mean ± SD)	YMRS on day 30 (Mean ± SD)
SODIUM VALPROATE	38.87 ± 3.739	33.30 ± 2.769	13.90 ± 1.954
OLANZAPINE	40.83 ± 6.502	34.03 ± 4.679	14.47 ± 2.837

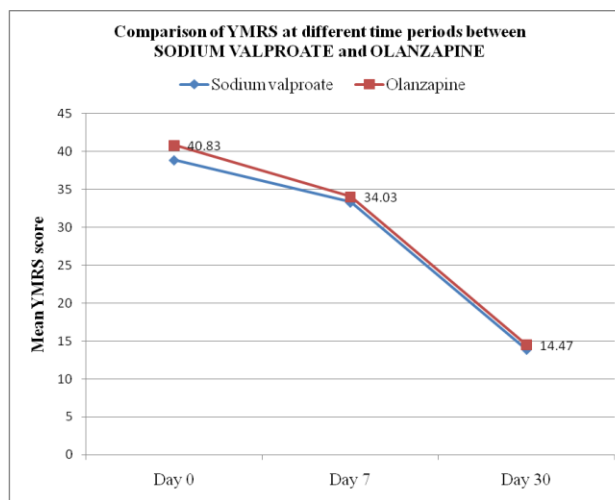


Figure 4: Graph showing mean YMRS score at baseline, day 7 and at day 30 of treatment with sodium valproate and olanzapine.

The mean baseline YMRS score for all cases on sodium valproate (n=30) on day 0 was 38.87 ± 3.73 , 33.30 ± 2.769 on day 7 and was reduced to

13.90 ± 1.95 (p= 0.371) on day 30. Similarly, the mean baseline YMRS score for all cases on olanzapine (n=30) on day 0 was 40.83 ± 6.50, 34.03 ± 4.679 on day 7 and was reduced to 14.47 ± 2.83(p= 0.371) on day 30, as shown in table 4 and figure 4.

DISCUSSION

The emphasis of the treatment of bipolar disorder, mania is on effective management of the long-term course of the illness, which consists of medications called mood stabilizers used to prevent or control episodes of mania or depression. The goal of treatment is not to cure the disorder but rather to control the symptoms and the course of the disorder.

The present study was conducted to compare the efficacy of sodium valproate (500-2000mg/day) and olanzapine (5-20mg/day) in the treatment of bipolar affective disorder, mania. A total of 60 patients, 18-70 years old were divided into 25(41.7 %) and 35 (58.3 %) females. The efficacy of both the test drugs were assessed and recorded at baseline, day 7 and day 30 using Young Mania Rating Scale (YMRS).

In this study mean age of patients enrolled in the sodium valproate group was 36.77 years while in olanzapine group it was 37.40 years. The mean age of the patients in both the groups were not statistically significantly different (p= 0.312). Age distribution was similar in both the treatment groups (p = 0.312 on Chi-square test). The mean age of patients diagnosed with bipolar disorder, mania was 39.80 years which was consistent with the mean age of studies conducted by Tohen et al (2002) and Tohen et al (2003).

Females were the predominant sex 58.3% (n=35), followed by males 41.7% (n=25) of the total study population. There was no significant difference in the sex of the patents in the two

treatment groups (p=0.793 on Chi-square test). Similar predominance of females was also seen in studies conducted by Tohen et al (2002) (female 57%) and Tohen et al (2003) (female= 57.4%).

In this study, flexibly dosed olanzapine (5-20 mg/day) to sodium valproate (500-2500 mg/day) for manic episodes of bipolar disorder was used. The primary efficacy instrument was the YMRS; a prioriprotocol- defined threshold scores were ≥ 20 for inclusion, ≤ 12 for remission and ≥ 15 for relapse. The study design, assessment scale as YMRS and duration of assessment was similar to that conducted by Tohen et al (2002), Tohen et al (2003), Niufan et al (2008) and the assessment scale used was YMRS similar to assessment scales used by Tohen et al (2002), Tohen et al (2003), Pope et al (1991), Müller-Oerlinghausen et al (2000), Cazorla et al (2013) and Niufan et al (2008).

Sodium valproate as an anti-manic agent

Sodium valproate has been shown as a promising agent in reducing the symptoms of mania by reducing the assessment scale scores in studies conducted by Ozcan et al (2001), Pope et al (1991) and Tariot et al (2001).

Olanzapine as an anti-manic agent

Similarly OLANZAPINE has been proved as an anti-manic agent by studies conducted by Poo et al (2014), Niufan et al (2008), Cazorla et al (2013).

Efficacy of sodium valproate versus olanzapine

Change in total YMRS scores from baseline (day 0) to day 7 and day 30 after intervention with sodium valproate and olanzapine was significantly changed showing that both the drugs were effective in reducing the

psychopathology. Both sodium valproate and olanzapine were as effective as each other in the study conducted by Zajecka et al (2002), Narsimhan et al (2007).

Similarly, a 12-week, double-blind, double-dummy, randomized clinical trial by Reviki et al (2003) showed that sodium valproate and olanzapine have similar short-term effects on clinical or Health Related Quality of Life (HRQL) outcomes in bipolar disorder subjects.

However, the findings in this study are in contradiction to the studies conducted by Tohen et al (2002) and Tohen et al (2003), which suggest that olanzapine had a greater efficacy than sodium valproate in treatment of bipolar disorder, mania.

There are also studies which support the use of combination therapy of sodium valproate and olanzapine in the treatment of bipolar disorder, mania. Studies conducted by Baker et al (2004) and Bai et al (2013) suggested that the use of combination therapy had a greater efficacy in the reduction of rating scores of mania.

In this study, out of the 11 items of YMRS, maximum reduction was seen in the item disruptive aggressive behavior (71.08%) and minimum reduction was seen in insight (14.22%) from baseline to day 30 with sodium valproate in TG1. Similarly for olanzapine group (TG2) maximum reduction was seen in disruptive aggressive behavior (26.08%) with no reduction in insight.

Overall, the highest reduction was seen in disruptive aggressive behavior (74.30%) and minimum reduction was seen in insight (18.51%) from baseline to day 30 in both the treatment groups, which is consistent with the findings of studies conducted by Cazorla et al

(2013), Tohen et al (2003) and Pope et al (1991).

In the present study, as assessed by YMRS score, both sodium valproate and olanzapine were effective anti-manic drugs (i.e. significantly lower mean YMRS score; $p < 0.05$) at day 0, 7 and 30. Overall, the mean decrease in YMRS score was 64.41%, (decrease in YMRS score by sodium valproate was 64.24% and with olanzapine was 64.56%).

CONCLUSION

As evident from the present study, both the drugs showed significant mean improvement of mania ratings in both the treatment groups. Likewise, the findings of the present study are comparable with other studies and can be used as supportive evidence for further studies. Thus, this study shows that sodium valproate and olanzapine has no statistically significant difference in efficacy in treatment of bipolar affective disorder, mania. An area of potential further studies would be to use larger sample size, use of existing and newer atypical antipsychotics and their combinations, longer duration of assessment in hospitals of different levels including community health centers along with the use of a placebo arm in order to maximize clinical benefit and minimizing adverse events.

ACKNOWLEDGEMENT

We are deeply thankful for the co-operation and support of the patients who have undergone the sufferings of bipolar affective disorder, mania and the staff members of Department of Pharmacology and Department of Psychiatry, College of Medical Sciences-Teaching Hospital, Bharatpur, Chitwan, Nepal.

AUTHOR'S CONTRIBUTION

LC- Drafting of manuscript, data collection, statistical analysis, revision of manuscript finalised; **SKS-** Concept design, case selection, YMRS score and drug allocation; **SMC-** Designing and final correction of manuscript.

SOURCE OF SUPPORT: Nil

CONFLICT OF INTEREST: None declared

REFERENCES

1. American Psychiatric Association. Diagnostic and statistical manual of mental disorders. 4th ed. Washington DC: American Psychiatric Association; 2000.
2. World Health Organization. The ICD-10 Classification of mental and behavioural disorders. Geneva: WHO; 1992.
3. Schaffer A, Cairney J, Cheung A, Veldhuizen S, Levitt A. Community survey of bipolar disorder in Canada: lifetime prevalence and illness characteristics. *Can J Psychiatry* 2006; 51: 9-16.
4. Goodwin FK, Jamison KR. Manic-depressive illness: bipolar and recurrent depression. 2nd ed. New York; Oxford University Press; 2007.
5. World Health Organization. The International statistical classification of diseases and related health problems. Geneva: WHO Press; 2004.
6. Blader JC, Kafantaris V. Pharmacological treatment of bipolar disorder among children and adolescents. *Expert Rev Neurother* 2007; 7(3): 259-70.
7. Angst J. The emerging epidemiology of hypomania and bipolar II disorder. *Journal of Affective Disorders* 1998; 50: 143-51.
8. Spearing M. Bipolar Disorder. 2nd ed. Bethesda (MA): National institute of mental health; 2001; 21(4).360-68.
9. Ketter TA, Wang PW, Becker OV, Nowakowska C, Yang YS. The diverse roles of anticonvulsants in bipolar disorders. *Annals of Clin Psychiatry* 2003; 15(2):95-6.
10. Derry S, Moore RA. Atypical antipsychotics in bipolar disorder: systematic review of randomised trials. *BMC Psychiatry* 2007;7: 40.
11. Citrome L, Casey DE, Daniel DG, Wozniak P, Kochan LD, Tracy KA. Adjunctive divalproex and hostility among patients with schizophrenia receiving olanzapine or risperidone. *Psychiatr Serv* 2004; 55(3):290-4.
12. Pope HG, McElroy SL, Keck PE, Hudson JI. Valproate in the treatment of acute mania. A placebo-controlled study. *Arch Gen Psychiatry* 1991; 48(1):62-8.
13. McDonald WM, Nemeroff CB. The diagnosis and treatment of mania in the elderly. *Bull Menninger Clin* 1996; 60:174-96.
14. Worrel JA, Marken PA, Beckman SE, Ruehter VL. Atypical antipsychotic agents: a critical review. *Am J Health-Syst Pharm* 2000; 57: 238-58.
15. Rendell JM, Gijsman HJ, Keck P, Goodwin GM, Geddes JR. Olanzapine alone or in combination for acute mania. *Cochrane Database Syst Rev.* 2003; 3: 46-87.
16. Young RC, Biggs JT, Ziegler VE, Meyer DA. A rating scale for mania: reliability, validity and sensitivity. *British J Psychiatry* 1978; 133: 429-35.
17. Tohen M, Baker RW, Altshuler LL, Zarate CA, Suppes T, Ketter TA, et al. Olanzapine versus divalproex in the treatment of acute mania. *Am J Psychiatry* 2002; 159(6):1011-7.
18. Tohen M, Ketter TA, Zarate CA, Suppes T, Frye M, Altshuler L, et al. Olanzapine versus divalproex sodium for the treatment of acute mania and maintenance of remission: a 47-week study. *Am J Psychiatry* 2003; 160(7): 1263-71.
19. Niufan G, Tohen M, Qiuqing A, Fude Y, Pope E, McElroy H, Ming L, Gaohua W, Xinbao Z, Huichun L, Liang S. Olanzapine versus lithium in the acute treatment of bipolar mania: a double-blind, randomized, controlled trial. *J Affective Disorders* 2008; 105: 101-8.
20. Müller-Oerlinghausen B, Retzow A, Henn FA, Giedke H, Walden J. Valproate as an adjunct to neuroleptic medication for the treatment of acute episodes of mania: a prospective, randomized, double-blind, placebo-controlled, multicenter study. *European Valproate Mania Study Group. J Clin Psychopharmacol* 2000; 20(2):195-203.
21. Cazorla P, Zhao J, Mackle M, Szegedi A. Asemapine effects on individual Young mania rating scale items in bipolar disorder patients with acute manic or mixed episodes: a pooled analysis. *Neuropsychiatric Disease and Treatment* 2013; 9: 409-13.
22. Niufan G, Tohen M, Qiuqing A, Fude Y, Pope E, McElroy H, Ming L, Gaohua W, Xinbao Z, Huichun L, Liang S. Olanzapine versus lithium in the

- acute treatment of bipolar mania: a double-blind, randomized, controlled trial. *J Affective Disorders* 2008; 105: 101–8.
23. Ozcan M, Boztepe AV. Lithium, carbamazepine and valproate in acute mania. *Bull Clin Psychopharmacol* 2001;11:90-95.
 24. Tariot PN, Schneider LS, Mintzer JE, Cutler AJ, Cunningham MR, Thomas JW, Sommerville KW. Safety and tolerability of divalproex sodium in the treatment of signs and symptoms of mania in elderly patients with dementia: results of a double-blind, placebo-controlled trial. *Curr Ther Res* 2001; 62(1):51-67.
 25. Poo SXW, Agius M atypical anti-psychotics in adult bipolar disorder: current evidence and updates in the nice guidelines. *Psychiatra Danubina* 2014; 26(1): 322–29.
 26. Zajecka JM, Weisler R, Sachs G, Swann AC, Wozniak P, Sommerville KW. A comparison of the efficacy, safety, and tolerability of divalproex sodium and olanzapine in the treatment of bipolar disorder. *J Clin Psychiatry* 2002; 63: 1148-55.
 27. Narasimhan M, Bruce TO, Masand P. Review of olanzapine in the management of bipolar disorders. *Neuropsychiatric Disease and Treatment* 2007; 3(5): 579–87.
 28. Revicki DA, Paramore LC, Sommerville KW, Swann AC, Zajecka JM. Depakote Comparator Study Group. Divalproex sodium versus olanzapine in the treatment of acute mania in bipolar disorder: health-related quality of life and medical cost outcomes. *J Clin Psychiatry* 2003; 64(3): 288-94.
 29. Baker RW, Brown E, Akiskal HS, Calabrese JR, Ketter TA, Schuh LM, et al. Efficacy of olanzapine combined with valproate or lithium in the treatment of dysphoric mania. *British J Psychiatry* 2004; 185: 472–78.
 30. Bai YM, Chang CJ, Tsai SY, Cheng YC, Hsiao MC, Li CT, Tu P, Chang SW, Shen WW, Su TP. Taiwan consensus of pharmacological treatment for bipolar disorder. *J Chinese Medical Association* 2013; 76(10): 547-56.

Correspondence to:

Dr. Lokeshwar Chaurasia

Assistant Professor

Department of Pharmacology

Janaki Medical College Teaching Hospital

Janakpur, Nepal.

E-mail: dr.lokc34@gmail.com